



2009-2010-College of Education-Undergraduate Exit Survey Results

No. of responses = 530

Overall indicators

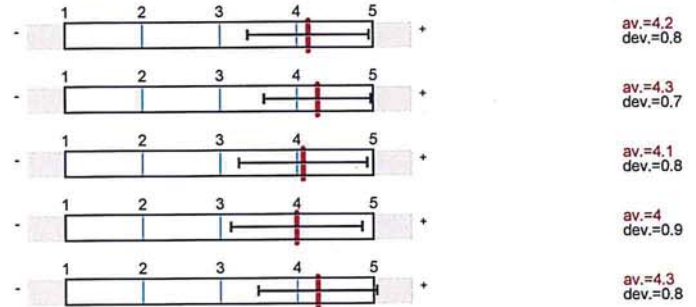
Global Index

Instruction and Life-Skills Obtained at MSU (Scale width: 5)

Quality of Academic Advising Obtained at MSU (Scale width: 5)

Quality of Student Services Obtained at MSU (Scale width: 5)

Quality of the Undergraduate Experience at MSU (Scale width: 5)



Survey Results

1. Demographics

1.1) Please consider whether you agree to the use of your information as described and indicate your choice below.

Yes, I give permission for my responses to be used for research purposes. ☐ 100%

No, I do not give permission for my responses to be used for research purposes. ☐ 0%

n=530
av.=1
dev.=0

1.3) Student Admit Type

0 - Undeclared	<input type="checkbox"/>	0%
1 - Freshmen	<input type="checkbox"/>	38.3%
2 - New Transfer	<input type="checkbox"/>	61.7%
6 - New Professional	<input type="checkbox"/>	0%
C - Continuing Student	<input type="checkbox"/>	0%
D - Former Graduate	<input type="checkbox"/>	0%
H - Readmission with Transfer Work	<input type="checkbox"/>	0%
I - Independent Studies	<input type="checkbox"/>	0%
N - New Graduate	<input type="checkbox"/>	0%
R - Readmission	<input type="checkbox"/>	0%

n=530
av.=2.6
dev.=0.5

1.4) Admission Code

A1 - First Time Freshmen	I	0.8%
A4 - Transfer-Fresh Req-AA Deg	<input type="text"/>	21.3%
A5 - 24-Hour Core	<input type="text"/>	40%
A6 - Special Non-Degree (over 21)	I	0.2%
AD - Passed Accuplacer	I	0.2%
AN - NCAA Requirements	I	0.2%
AS - Second B.S.	I	0.4%
FE - Meets High Core GPA/ACT	<input type="text"/>	20.6%
FF - Meets 2.50 Core/16 ACT/50%	<input type="text"/>	10.4%
FG - Meets 2.00 Core/18 ACT	<input type="text"/>	2.1%
FH - Meets NCAA	<input type="text"/>	3.2%
FI - Review/Early Adm/International	I	0.6%
FJ - Freshmen/GED	I	0.2%

n=530
av.=11.1
dev.=9.7

1.5) Term Applied For Admission

197521	I	0.2%
197630	I	0.2%
198430	I	0.2%
199030	I	0.2%
199230	I	0.2%
199730	I	0.2%
199830	I	0.2%
199930	I	0.4%
200030	I	0.4%
200130	<input type="text"/>	0.9%
200210	I	0.4%
200220	I	0.2%
200230	<input type="text"/>	1.9%
200310	I	0.2%
200330	<input type="text"/>	1.3%
200410	<input type="text"/>	0.9%
200420	I	0.4%
200430	<input type="text"/>	3.4%
200510	<input type="text"/>	1.1%
200520	<input type="text"/>	1.3%
200530	<input type="text"/>	17.2%
200610	<input type="text"/>	1.9%
200620	<input type="text"/>	1.9%
200630	<input type="text"/>	20.9%
200710	<input type="text"/>	2.8%
200720	<input type="text"/>	1.1%
200730	<input type="text"/>	18.7%
200810	<input type="text"/>	3.8%

n=530

200820	<input type="text"/>	1.3%
200830	<input type="text"/>	16%
200910	<input type="text"/>	0.2%

1.6) Original Application Decision Code

AA - Admit	<input type="text"/>	29.6%	n=530 av.=1.7 dev.=0.5
AF - Admit Contingent	<input type="text"/>	70.4%	

1.7) Freshman - Transfer - Other

F - Freshman	<input type="text"/>	38.1%	n=530 av.=1.6 dev.=0.5
T - Transfer	<input type="text"/>	61.7%	
O - Other	<input type="text"/>	0.2%	

1.8) Confidentiality Indicator

Yes	<input type="text"/>	0%	n=105 av.=2 dev.=0
No	<input type="text"/>	100%	

1.10) Gender

F - Female	<input type="text"/>	65.5%	n=530 av.=1.3 dev.=0.5
M - Male	<input type="text"/>	34.5%	

1.11) Citizenship

0 - Missing	<input type="text"/>	0%	n=530 av.=1 dev.=0.1
1 - U.S. Citizen	<input type="text"/>	99.8%	
2 - Resident Alien	<input type="text"/>	0%	
3 - Non-Resident Alien	<input type="text"/>	0.2%	

1.13) Religious Affiliation

1 - Baptist	<input type="text"/>	50.2%
2 - Catholic (Roman)	<input type="text"/>	3.6%
3 - Church of Christ	<input type="text"/>	2.1%
5 - Episcopalian	<input type="text"/>	0.4%
6 - Jewish	<input type="text"/>	0.2%
7 - Lutheran	<input type="text"/>	0.2%
8 - Methodist	<input type="text"/>	10.5%
9 - Non-Christian or Other	<input type="text"/>	0.6%
A - Presbyterian	<input type="text"/>	2.9%
B - Pentecostal	<input type="text"/>	2.1%
D - Assembly of God	<input type="text"/>	0.4%
E - Church of God	<input type="text"/>	1.9%
F - Latter Day Saint	<input type="text"/>	0.2%
G - No Response	<input type="text"/>	24.9%

n=526
av.=6.4
dev.=6.4

1.14) Marital Status

D - Divorced	<input type="checkbox"/>	0%	n=241 av.=4.8 dev.=0.6
E - Separated	<input type="checkbox"/>	0%	
M - Married	<input type="checkbox"/>	11.6%	
P - Domestic Partner	<input type="checkbox"/>	0%	
S - Single	<input type="checkbox"/>	88.4%	
U - Unknown	<input type="checkbox"/>	0%	
W - Widowed	<input type="checkbox"/>	0%	

1.15) Residency

1-85 - Instate	<input type="checkbox"/>	92.5%	n=530 av.=1.1 dev.=0.3
100-199 - Outstate	<input type="checkbox"/>	7.4%	
200-999 - International	<input type="checkbox"/>	0.2%	

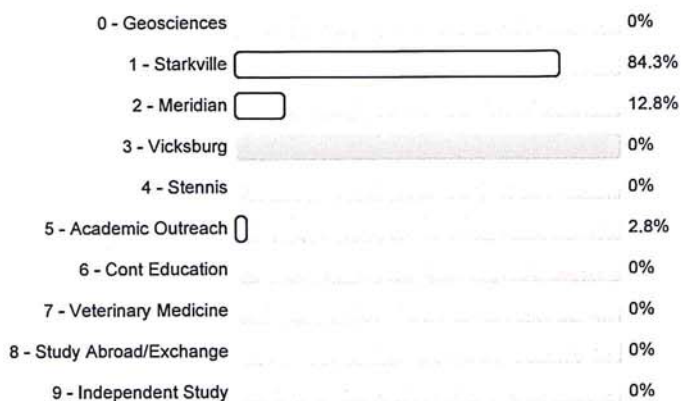
1.18) Composite ACT/SAT

12	<input type="checkbox"/>	0.2%	n=465
13	<input type="checkbox"/>	1.3%	
14	<input type="checkbox"/>	1.3%	
15	<input type="checkbox"/>	3.2%	
16	<input type="checkbox"/>	4.7%	
17	<input type="checkbox"/>	7.3%	
18	<input type="checkbox"/>	7.5%	
19	<input type="checkbox"/>	11.4%	
20	<input type="checkbox"/>	12%	
21	<input type="checkbox"/>	11.4%	
22	<input type="checkbox"/>	9.2%	
23	<input type="checkbox"/>	6.9%	
24	<input type="checkbox"/>	8%	
25	<input type="checkbox"/>	4.3%	
26	<input type="checkbox"/>	2.8%	
27	<input type="checkbox"/>	2.8%	
28	<input type="checkbox"/>	1.5%	
29	<input type="checkbox"/>	1.9%	
30	<input type="checkbox"/>	0.9%	
31	<input type="checkbox"/>	1.1%	
33	<input type="checkbox"/>	0.2%	

1.19) Term Graduating

200920	<input type="checkbox"/>	10.9%	n=530
200930	<input type="checkbox"/>	31.5%	
201010	<input type="checkbox"/>	57.5%	

1.21) Campus of Degree




n=530
av.=1.2
dev.=0.7

1.22) College



n=530
av.=6
dev.=0

1.23) Degree




n=530
av.=1
dev.=0

1.24) Department



n=530
av.=639.1
dev.=22.1

1.30) Number of Transfer Hours




n=455

22	I	0.9%
23	I	0.4%
24	I	0.9%
25	I	0.2%
26	I	0.7%
27	I	0.9%
28	I	0.2%
29	I	0.4%
31	I	0.2%
32	I	0.4%
33	I	0.4%
34	I	0.2%
35	I	0.9%
37	I	0.7%
38	I	0.4%
39	I	0.4%
40	I	0.4%
41	I	0.2%
43	I	0.2%
44	I	0.4%
45	I	0.4%
46	I	0.4%
47	I	0.9%
48	I	0.7%
49	O	1.3%
50	I	0.2%
51	I	0.9%
52	I	0.4%
53	I	0.7%
54	I	1.1%
55	I	0.4%
56	O	1.8%
57	I	0.9%
58	O	1.3%
59	I	1.1%
60	O	2%
61	O	2.6%
62	I	1.1%
63	O	3.7%
64	O	1.8%
65	O	2.6%
66	O	3.5%
67	O	2.6%
68	O	2.2%
69	O	1.5%

70	0	1.8%
71	0	1.5%
72	0	4%
73	I	0.9%
74	0	2.2%
75	0	2.4%
76	I	0.9%
77	I	0.7%
78	0	1.3%
79	I	0.7%
80	I	0.9%
81	I	1.1%
82	I	0.9%
83	I	0.9%
84	I	1.1%
85	I	0.9%
87	I	0.7%
88	I	0.7%
89	I	0.4%
90	I	0.2%
91	I	0.7%
92	I	0.2%
93	I	0.2%
94	0	1.3%
95	I	0.2%
96	I	0.4%
97	I	0.2%
101	I	0.2%
102	I	0.2%
103	I	0.2%
104	I	0.2%
127	I	0.2%
132	I	0.4%
139	I	0.2%
148	I	0.2%
207	I	0.2%

1.31) Transfer Grade Point Average



n=394
av.=3.1
dev.=0.5

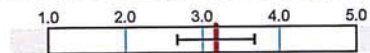
1.32) MSU Hours Earned

37	I	0.2%	n=530
39	I	0.2%	
42	I	0.4%	
45	I	1.1%	
46	I	0.2%	
47	I	0.4%	
48	I	7%	
49	I	0.2%	
50	I	0.2%	
51	I	2.8%	
52	I	0.9%	
53	I	0.8%	
54	I	1.3%	
55	I	1.3%	
56	I	0.4%	
57	I	2.5%	
58	I	1.5%	
59	I	0.2%	
60	I	2.3%	
61	I	1.5%	
62	I	0.6%	
63	I	1.3%	
64	I	1.1%	
65	I	0.6%	
66	I	1.1%	
67	I	1.5%	
68	I	0.9%	
69	I	1.5%	
70	I	1.1%	
71	I	0.4%	
72	I	1.9%	
73	I	1.1%	
74	I	0.9%	
75	I	1.3%	
76	I	1.5%	
77	I	0.9%	
78	I	1.1%	
79	I	1.5%	
80	I	0.4%	
81	I	0.8%	
82	I	1.1%	
83	I	1.7%	
84	I	0.2%	
85	I	0.6%	

86	I	0.4%
87	I	0.4%
88	I	0.9%
89	O	1.5%
90	I	0.4%
91	I	0.4%
92	I	0.4%
93	I	0.9%
94	I	0.9%
95	I	0.2%
96	I	0.6%
97	I	1.1%
98	I	1.1%
99	I	0.9%
100	I	0.8%
101	I	0.6%
102	I	0.4%
103	I	0.6%
104	I	0.6%
105	I	0.9%
106	O	1.3%
107	I	0.2%
108	I	0.6%
109	O	1.3%
110	I	0.2%
111	O	3%
112	O	1.5%
113	I	0.9%
114	I	1.1%
115	I	1.1%
116	I	0.6%
117	O	1.9%
118	I	0.4%
119	O	1.5%
120	I	1.1%
121	I	0.9%
122	I	0.6%
123	I	1.1%
124	I	1.1%
125	I	1.1%
126	I	0.4%
127	I	0.4%
128	I	0.8%
129	I	0.2%
130	I	0.9%

131	I	0.6%
132	I	0.6%
133	I	0.6%
134	I	0.4%
135	I	0.8%
136	I	0.6%
137	I	0.4%
138	I	0.4%
139	I	0.6%
140	I	0.4%
141	I	0.8%
142	I	0.6%
144	I	0.4%
145	I	0.8%
146	I	0.6%
147	I	0.4%
148	I	0.2%
149	I	0.4%
150	I	0.4%
152	I	0.2%
154	I	0.2%
156	I	0.2%
161	I	0.2%
163	I	0.2%
171	I	0.2%
172	I	0.2%
174	I	0.2%
205	I	0.2%

1.33) MSU Grade Point Average



n=493
av.=3.2
dev.=0.5

1.34) Overall Hours Earned

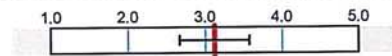
100	I	0.2%
108	I	0.9%
109	I	0.6%
110	I	0.6%
111	O	1.7%
112	O	1.9%
113	I	0.6%
114	O	2.3%
115	O	3%
116	O	1.3%
117	O	2.8%
118	O	2.8%
119	O	2.1%

n=530


120	0	3.6%
121	0	3.4%
122	0	2.3%
123	0	3.4%
124	0	2.1%
125	0	2.5%
126	0	3.2%
127	0	3.2%
128	0	2.3%
129	0	2.1%
130	0	2.1%
131	0	2.5%
132	0	2.1%
133	0	2.6%
134	0	1.7%
135	0	2.6%
136	0	2.8%
137	0	1.5%
138	0	2.5%
139	0	1.7%
140	0	1.7%
141	I	0.8%
142	0	1.5%
143	I	0.8%
144	0	1.7%
145	0	1.3%
146	0	1.9%
147	0	1.3%
148	0	1.1%
149	0	1.3%
150	0	1.3%
151	I	0.6%
152	I	0.9%
153	0	1.3%
154	I	0.9%
155	I	0.4%
156	I	0.9%
157	I	0.4%
158	I	0.6%
159	I	0.9%
160	I	0.2%
161	I	0.2%
162	I	0.4%
163	I	0.4%
164	I	0.2%

165	I	0.8%
166	I	0.4%
167	I	0.4%
168	I	0.2%
169	I	0.4%
170	I	0.4%
171	I	0.6%
173	I	0.2%
174	I	0.2%
178	I	0.2%
182	I	0.4%
184	I	0.2%
185	I	0.2%
186	I	0.2%
188	I	0.2%
193	I	0.2%
196	I	0.2%
200	I	0.2%
201	I	0.2%
206	I	0.2%
210	I	0.2%
228	I	0.2%
262	I	0.2%


1.35) Overall Grade Point Average

n=493
av.=3.1
dev.=0.5


1.36) COOP Student

n=4
av.=1
dev.=0


1.37) College Student with Disabilities

n=23
av.=1
dev.=0

1.38) University Honors College Student

n=14
av.=1
dev.=0

1.39) Veteran Student

n=28
av.=1
dev.=0

1.40) Student Athlete

Yes 100%
 No 0%

n=14
 av.=1
 dev.=0

2. Future Plans


2.1) What is MOST LIKELY to be your principal activity upon graduation?

Employment, full-time paid 58.9%
 Employment, part-time paid 0.6%
 Graduate or professional school, full-time 31.3%
 Graduate or professional school, part-time 4.9%
 Additional undergraduate coursework 0.9%
 Military service 1.7%
 Volunteer activity (e.g., Peace Corps) 0.4%
 Starting or raising a family 0.6%
 Other, please specify: 0.8%

n=530
 av.=2
 dev.=1.5


3. Instruction and Life-Skills Obtained at MSU

3.1) Knowledge and application of latest technologies (e.g., computer skills)




n=530
 av.=4.2
 dev.=0.7

3.2) Knowledge and application of mathematics, scientific methods, and related quantitative skills




n=530
 av.=4.1
 dev.=0.7

3.3) Understanding and appreciation of fine arts




n=530
 av.=4
 dev.=0.8

3.4) Understanding of human achievements and human conditions (humanities)




n=530
 av.=4.2
 dev.=0.7

3.5) Development of effective communication skills (written and oral)




n=530
 av.=4.3
 dev.=0.7

3.6) Application of critical-thinking and problem-solving skills



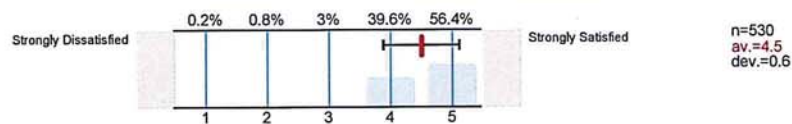
n=530
 av.=4.3
 dev.=0.6

3.7) Development of leadership skills

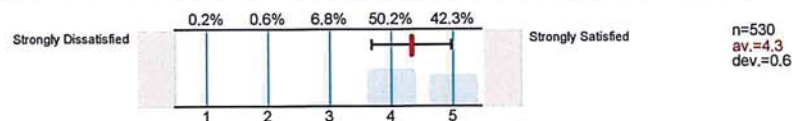


n=530
 av.=4.4
 dev.=0.7

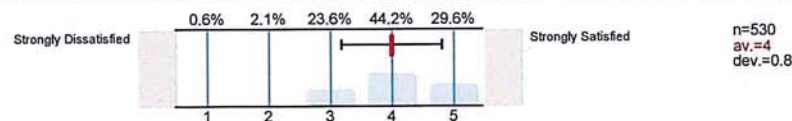
3.8) Learning to think and work independently



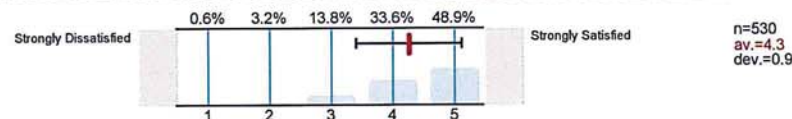
3.9) Participation in meaningful group/interdisciplinary learning experiences



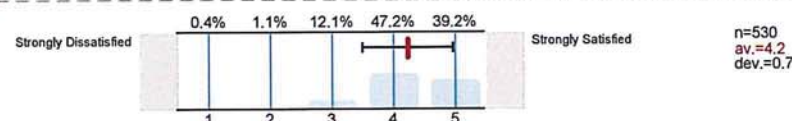
3.10) Participation in undergraduate research or other scholarly experiences



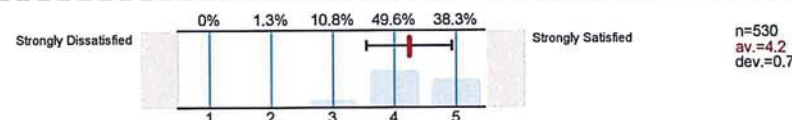
3.11) Pre-graduation engagement in professional experiences (internships, co-op programs, etc.) and professional societies/organizations



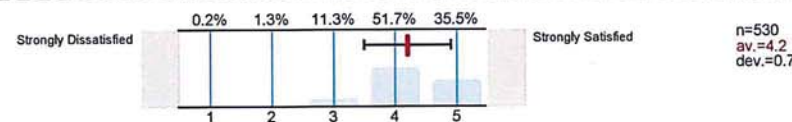
3.12) Appreciation for cultural diversity



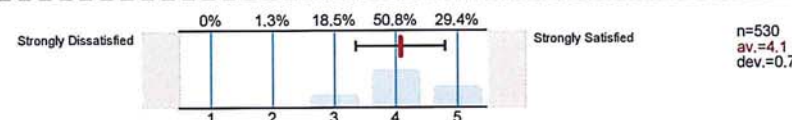
3.13) Understanding of human behavior and social structures, processes, and institutions



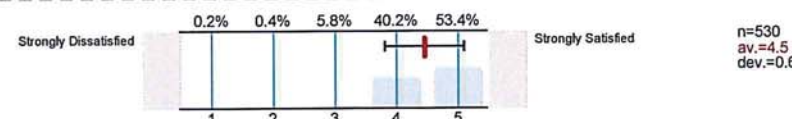
3.14) Tolerance for opposing points of view



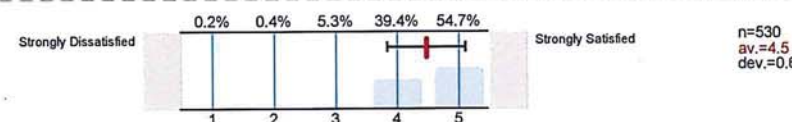
3.15) Appreciation of natural resources and their sustainability



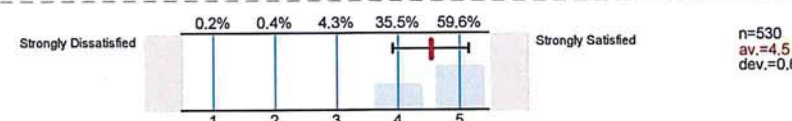
3.16) Development of personal honor and integrity



3.17) Development of a commitment for life-long learning

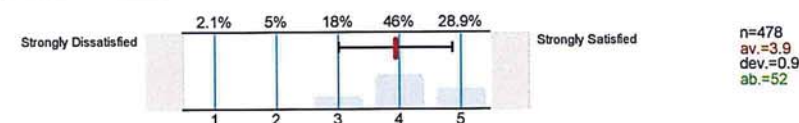


3.18) Enhancement of my development into a mature, informed, responsible citizen

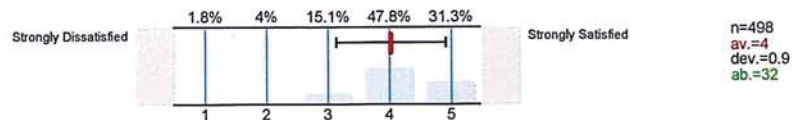


4. Quality of Academic Advising Obtained at MSU

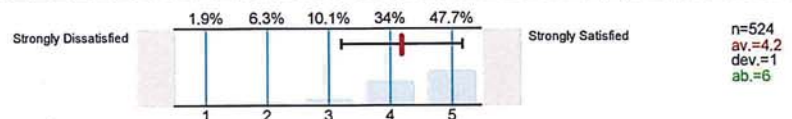
4.1) Orientation Advising




4.2) College advising office



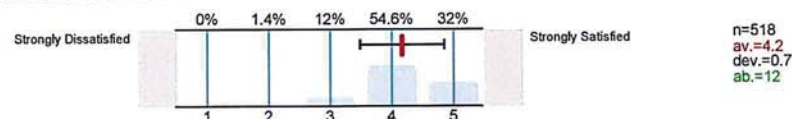
4.3) Faculty advisor in my department



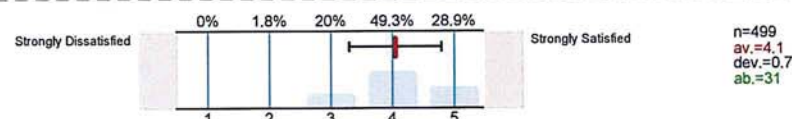
4.4) Academic athletic advisor



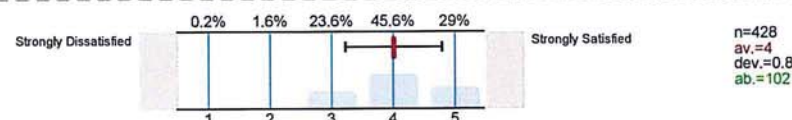
4.5) Web-based information



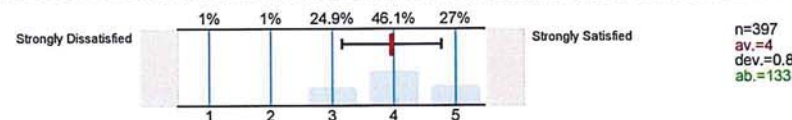
4.6) Catalogs/other printed materials



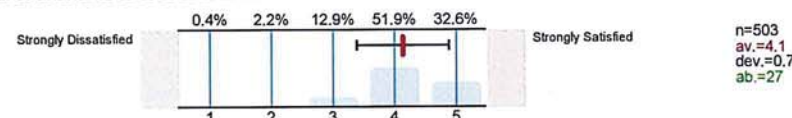
4.7) The University Academic Advising Center



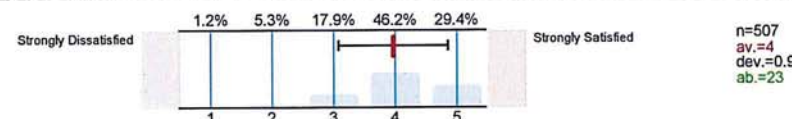
4.8) Electronic degree audits



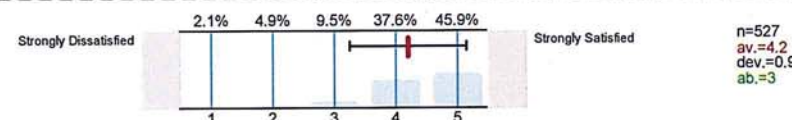
4.9) Correct information on program/degree requirements



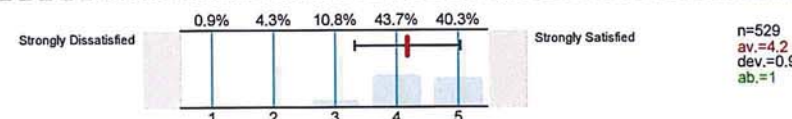
4.10) Information provided for future career plans




4.11) Availability of advisor (email, telephone, etc.) outside scheduled sessions



4.12) Overall academic advisement

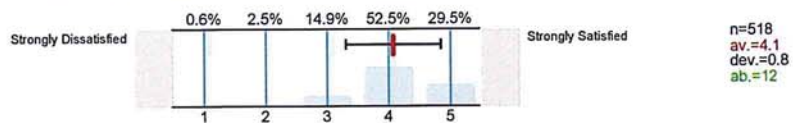


4.13) On average, how often did you receive advising from your advisor during each semester?

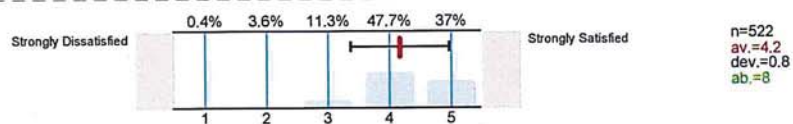


5. Quality of Student Services Obtained at MSU

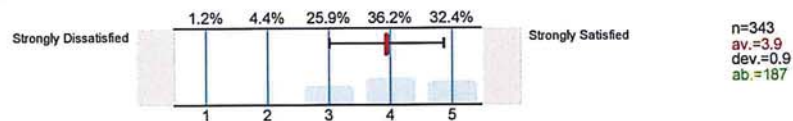
5.1) Office of Admissions and Scholarships



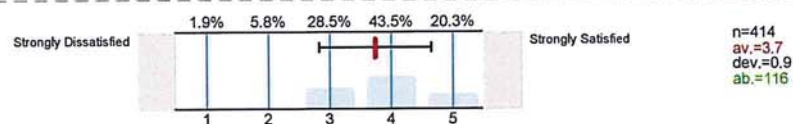
5.2) MSU Bookstore, Barnes and Noble



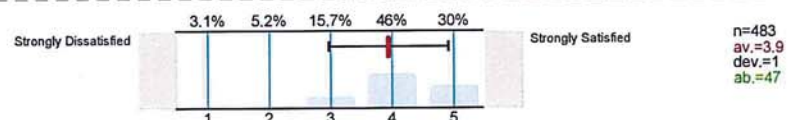
5.3) Center for Student Involvement (Greek Life, Student Organizations)



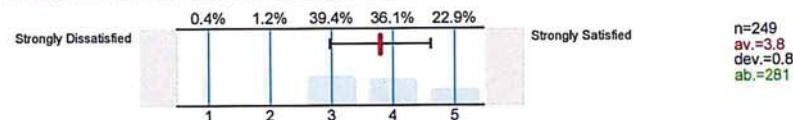
5.4) Campus Dining Services



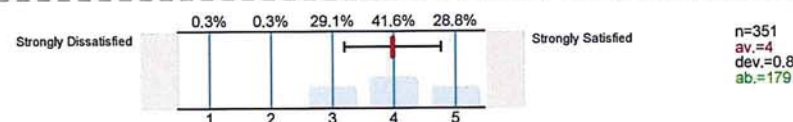
5.5) Student Financial Aid



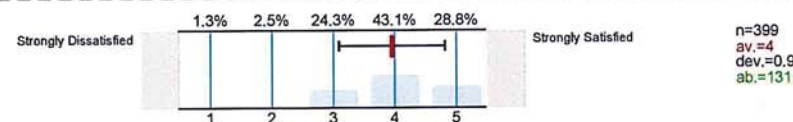
5.6) Holmes Cultural Diversity Center



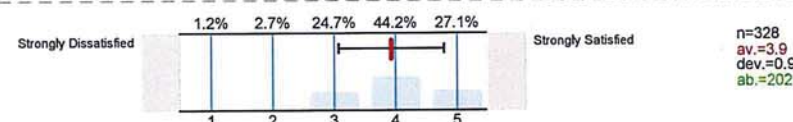
5.7) The Learning Center



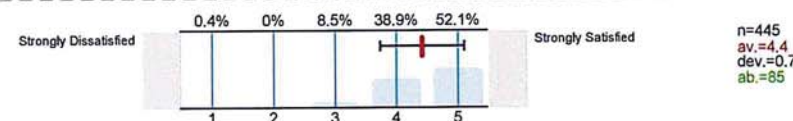
5.8) MSU Police Department



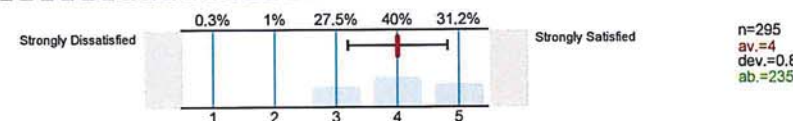
5.9) Student Housing and Residence Life



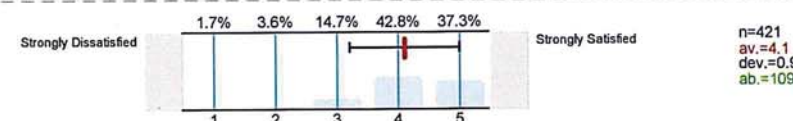
5.10) Sanderson Center/Recreational Sports



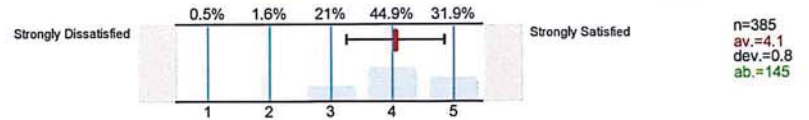
5.11) Student Counseling Services



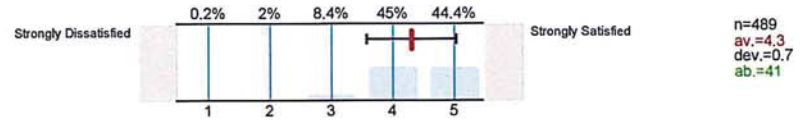
5.12) Student Health Center



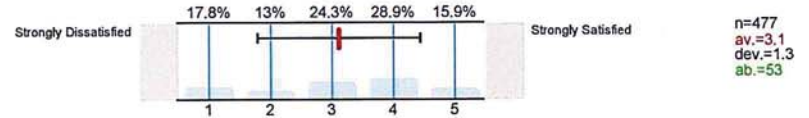
5.13) Student events sponsored by Campus Activities Board (CAB) or Music Makers



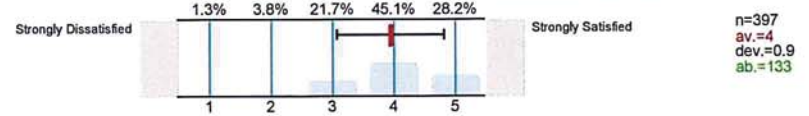
5.14) University Libraries



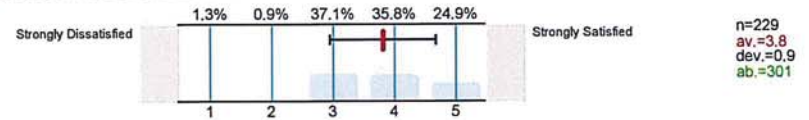
5.15) Office of Parking Services



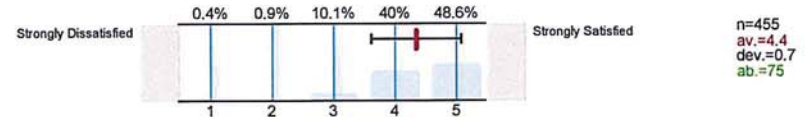
5.16) MSU Transit (Shuttle Services)



5.17) Shackouls Honors College

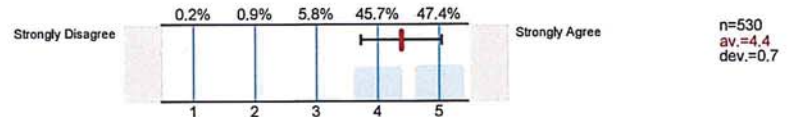


5.18) Athletic events

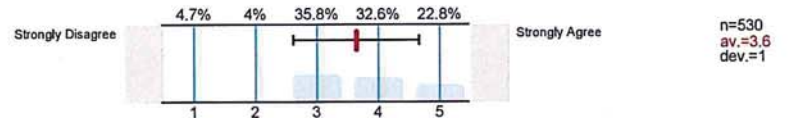


6. Quality of the Undergraduate Experience at MSU

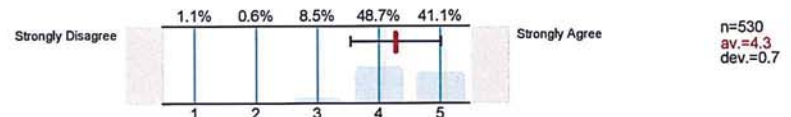
6.1) I received quality instruction from MSU faculty.



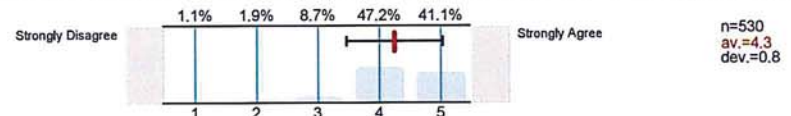
6.2) The Student Association represented my concerns.



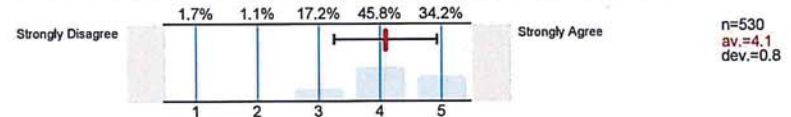
6.3) I was exposed to different cultures and backgrounds.



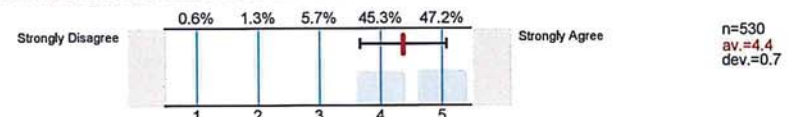
6.4) The faculty and administrators at MSU represent diverse ethnic and racial groups.



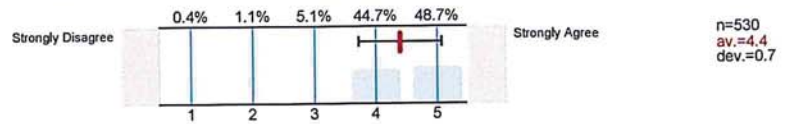
6.5) Opportunities for volunteer or community service work were available at MSU.



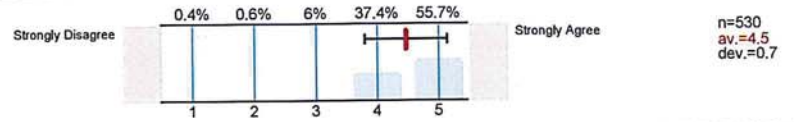
6.6) Computer labs and technology resources met my needs.



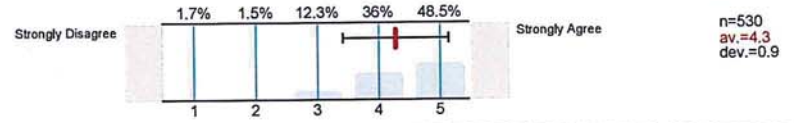
6.7) I felt safe on campus.



6.8) The general campus climate at MSU is welcoming to all.



6.9) My overall extracurricular experience at MSU was positive.



6.10) If I had to do it over again, I would attend MSU.

