



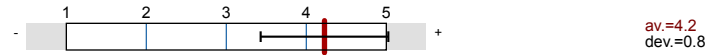
# 2014-2015-Starkville-College of Education-Undergraduate Exit Survey Results

No. of responses = 507

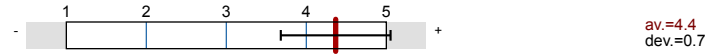
## Overall indicators

### Global Index

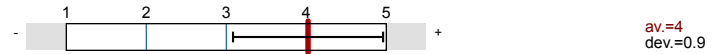
Instruction and Life-Skills Obtained at MSU (Scale width: 5)



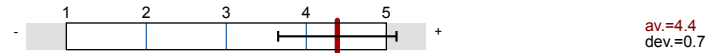
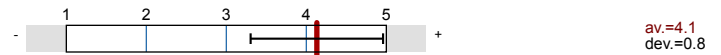
Quality of Academic Advising Obtained at MSU (Scale width: 5)



Quality of Student Services Obtained at MSU (Scale width: 5)




Quality of the Undergraduate Experience at MSU (Scale width: 5)




## Survey Results

### 1. Demographics

1.1) Please consider whether you agree to the use of your information as described and indicate your choice below.




1.3) Original Application Decision Code



1.4) Freshman - Transfer - Other




1.5) Confidentiality Indicator




1.6) Gender




1.7) Ethnicity



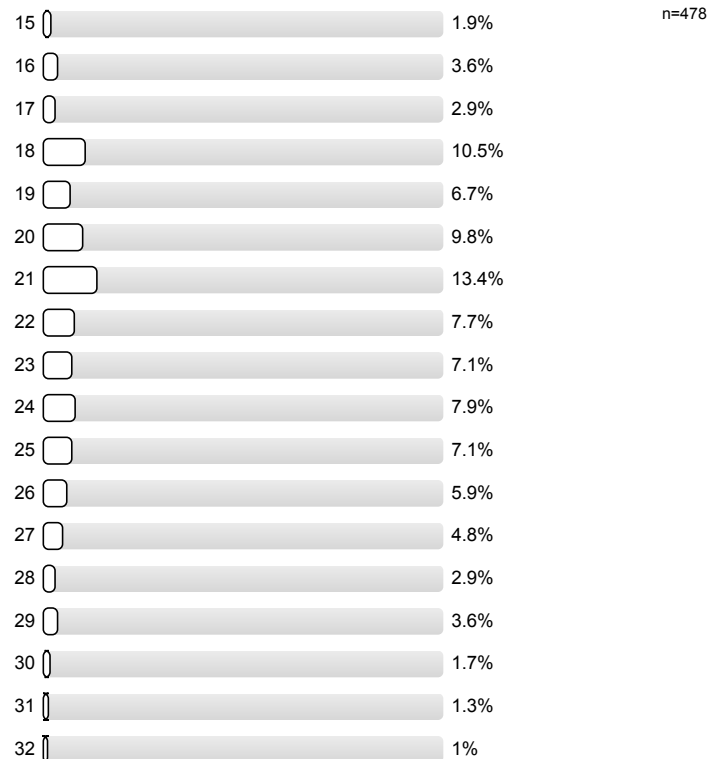
1.8) Marital Status



1.9) Residency



1.10) Composite ACT/SAT




33 0.2%


1.11) Term Graduating




1.12) Campus of Degree




1.13) College



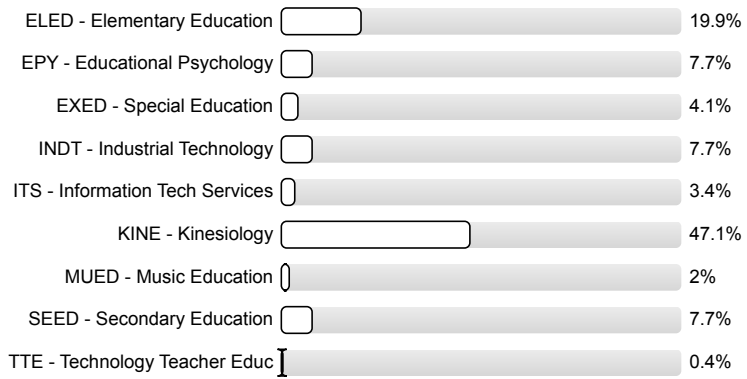
1.14) Degree



1.15) Department

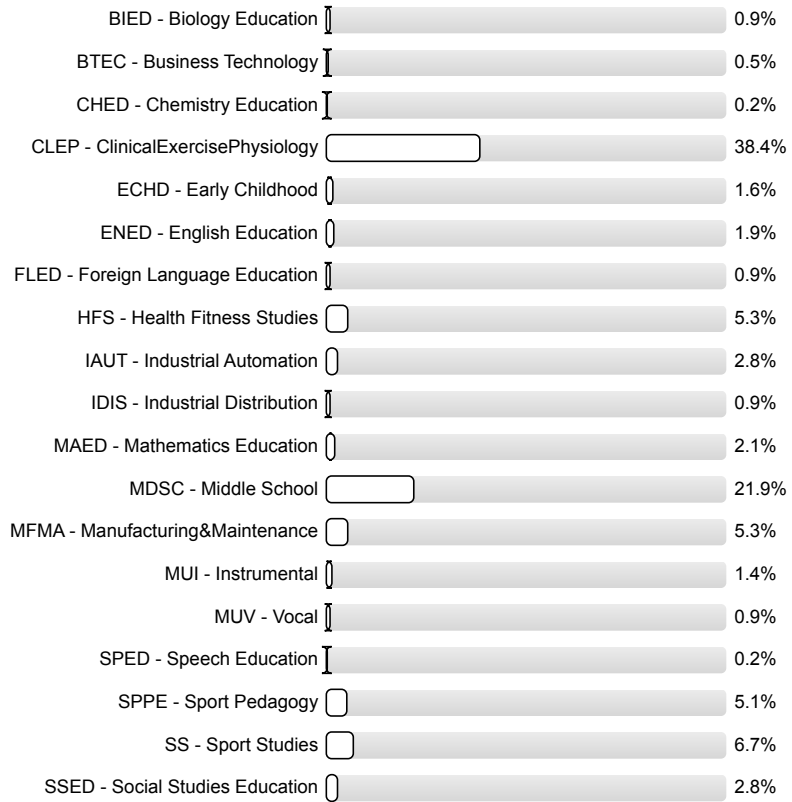


1.16) Major



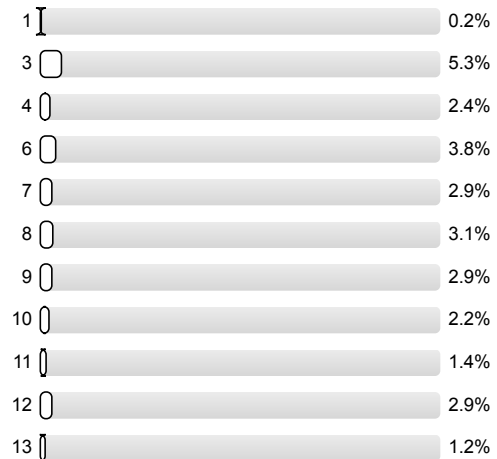
n=507  
av.=109.6  
dev.=27.1

1.17) First Concentration Area

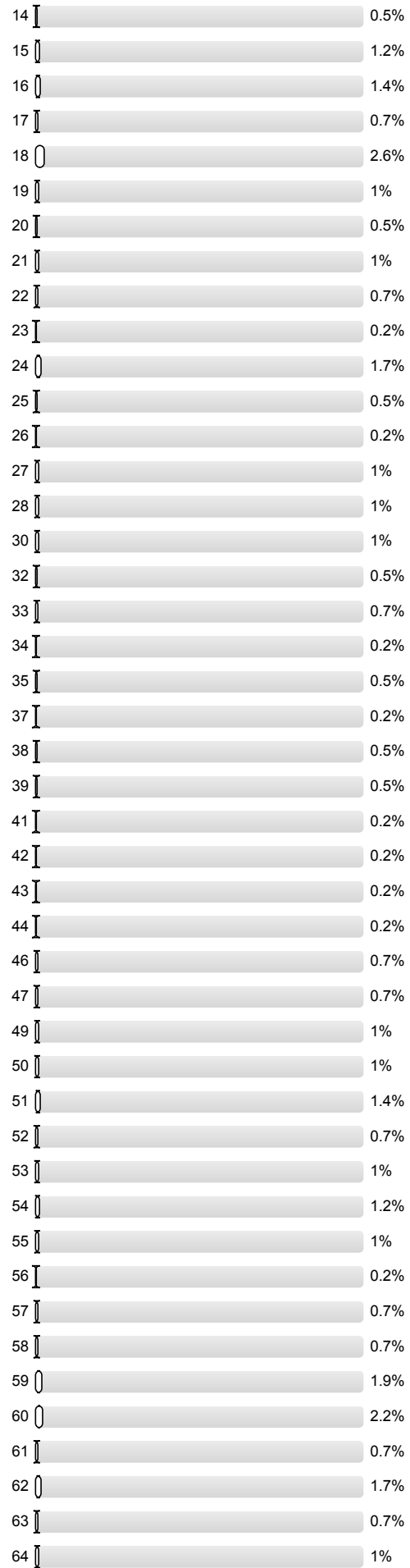


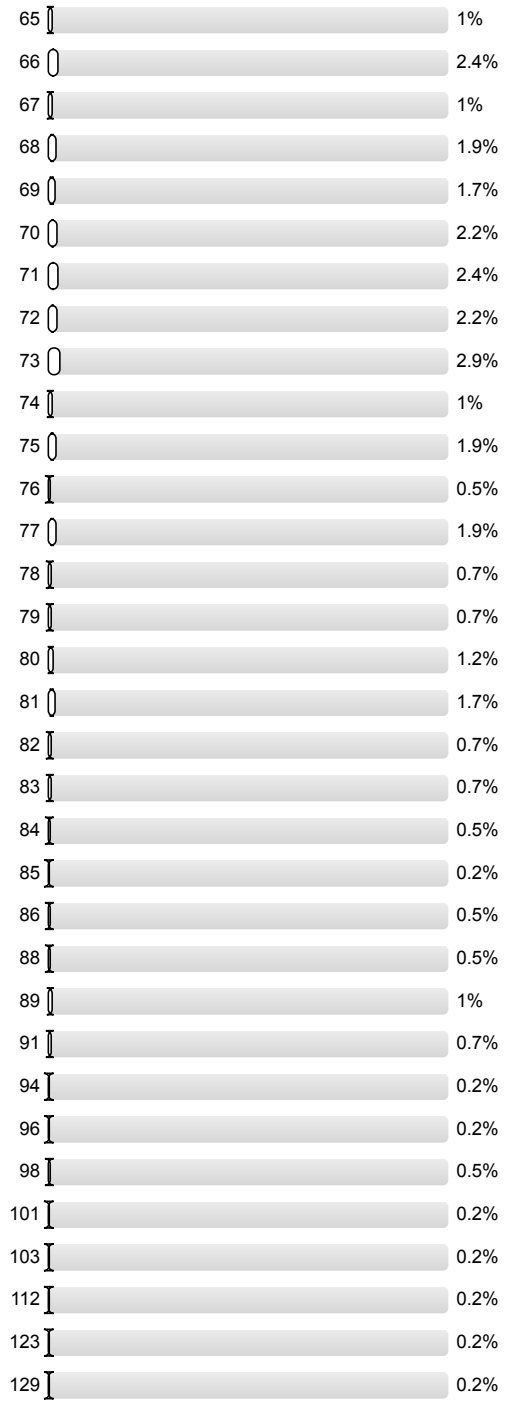
n=430  
av.=121.9  
dev.=61.7

1.18) Number of Transfer Hours

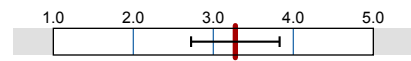


n=417





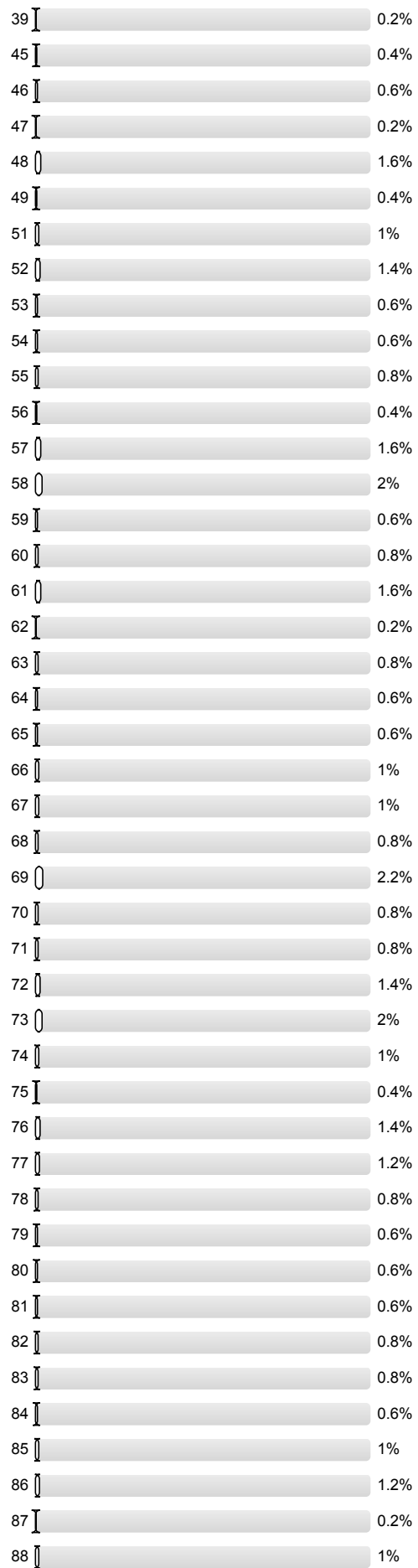
1.19) Transfer Grade Point Average

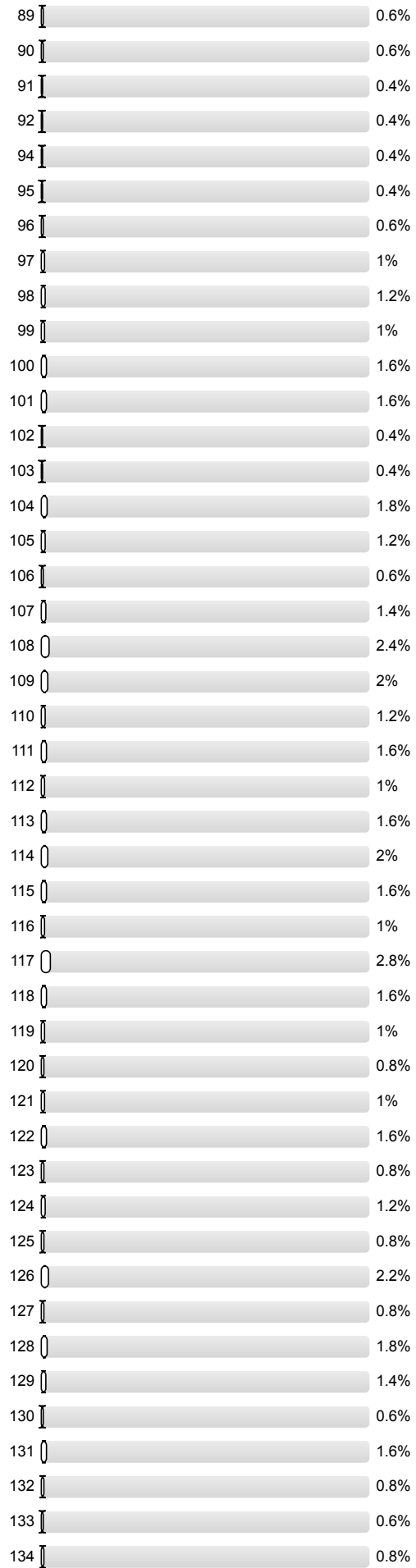


n=415  
av.=3.3  
dev.=0.6

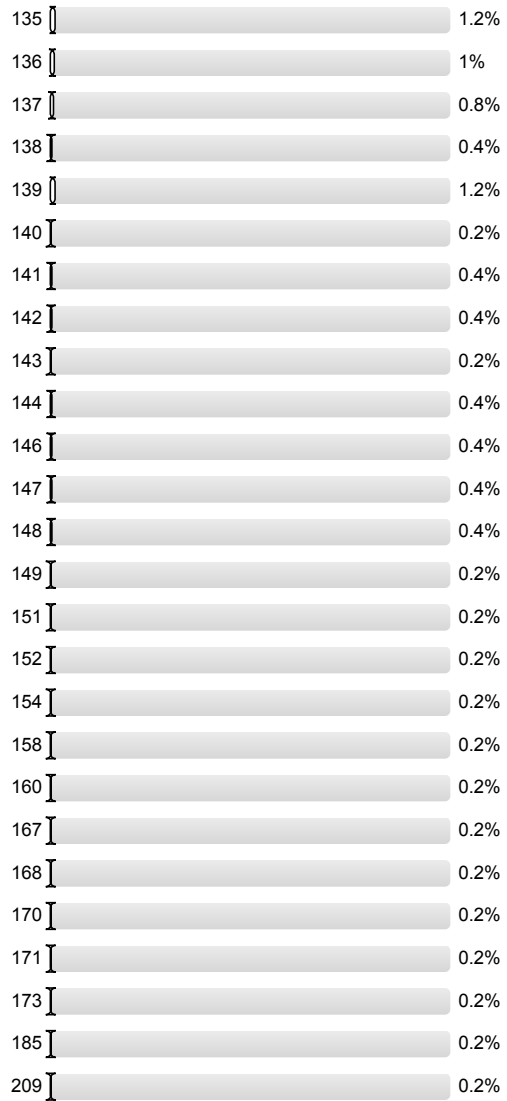
1.20) MSU Hours Earned

n=507

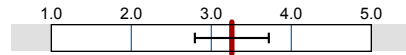






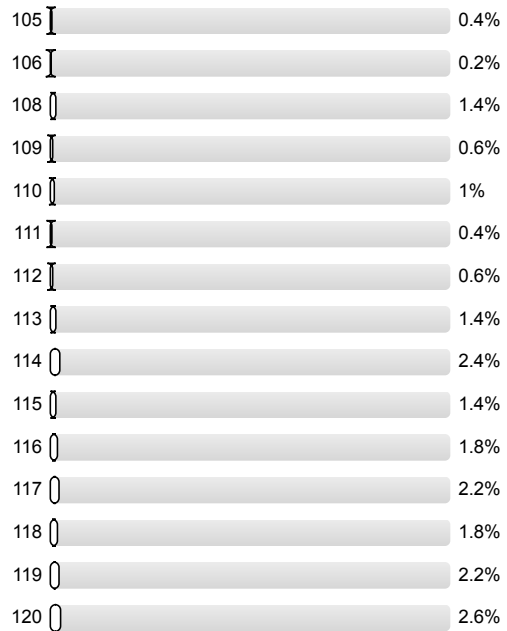


1.21) MSU Grade Point Average

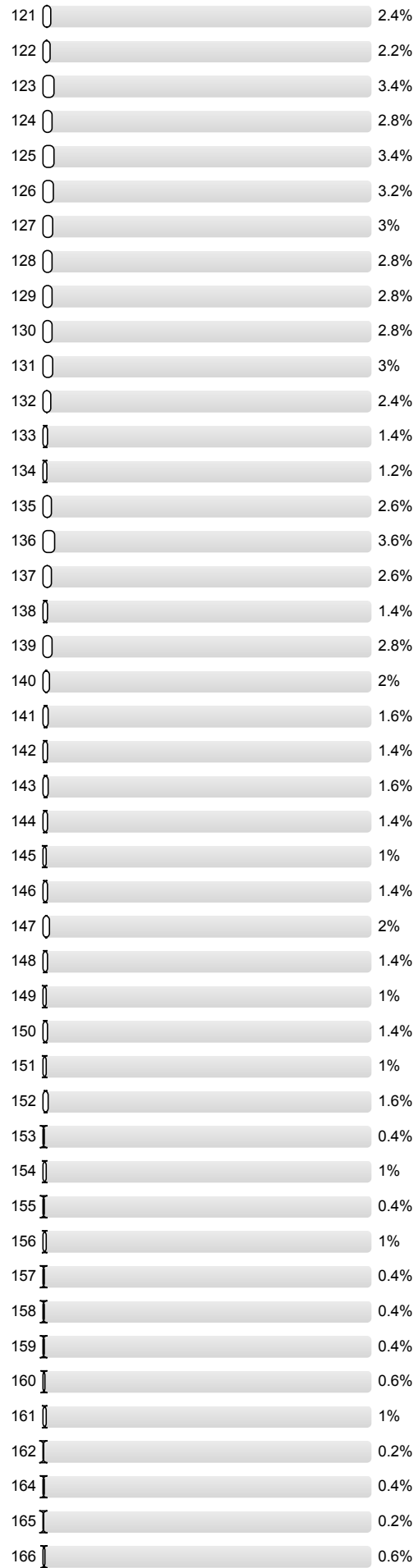


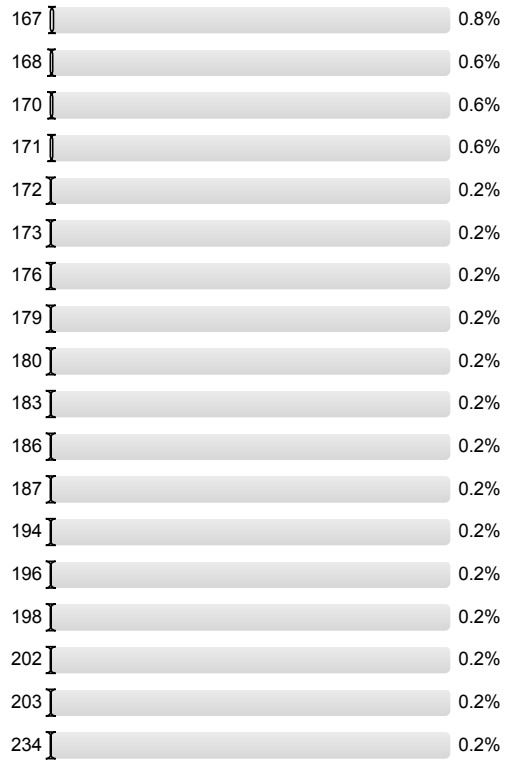
n=507  
av.=3.3  
dev.=0.5

1.22) Overall Hours Earned

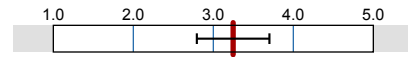


n=507





1.23) Overall Grade Point Average



n=507  
av.=3.2  
dev.=0.5

1.24) COOP Student




n=11  
av.=1  
dev.=0

1.25) College Student with Disabilities



n=19  
av.=1  
dev.=0

1.26) University Honors College Student



n=6  
av.=1  
dev.=0

1.27) Veteran Student



n=50  
av.=1  
dev.=0


1.28) Student Athlete



n=12  
av.=1  
dev.=0

## 2. Future Plans

2.1) What is MOST LIKELY to be your principal activity upon graduation?

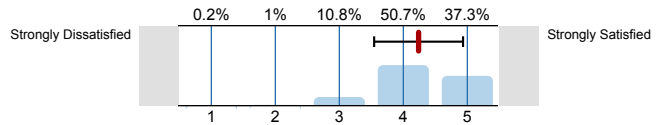


n=507  
av.=2.1  
dev.=1.5

## 3. Instruction and Life-Skills Obtained at MSU

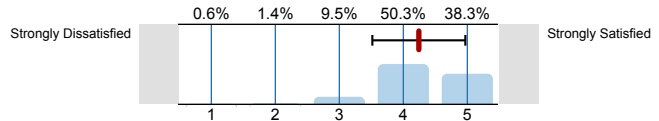
Please indicate how satisfied you are with what you have learned or attained at MSU for each item below:

3.1) Knowledge and application of latest technologies (e.g., computer skills)



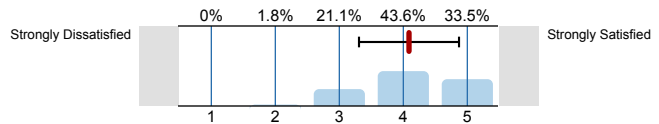
n=507  
av.=4.2  
dev.=0.7

3.2) Knowledge and application of mathematics, scientific methods, and related quantitative skills



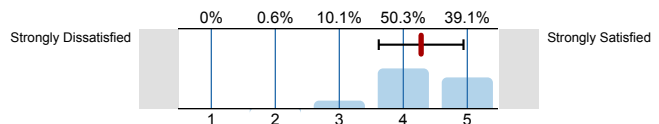
n=507  
av.=4.2  
dev.=0.7

3.3) Understanding and appreciation of fine arts



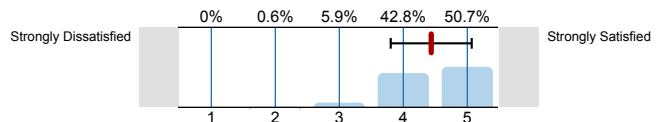
n=507  
av.=4.1  
dev.=0.8

3.4) Understanding of human achievements and human conditions (humanities)



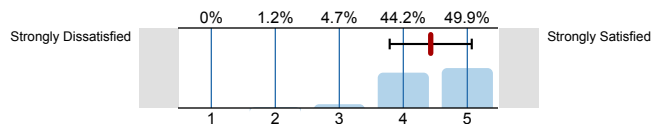
n=507  
av.=4.3  
dev.=0.7

3.5) Development of effective communication skills (written and oral)



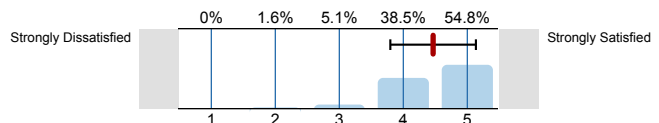
n=507  
av.=4.4  
dev.=0.6

3.6) Application of critical-thinking and problem-solving skills



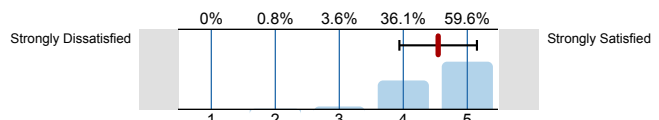
n=507  
av.=4.4  
dev.=0.6

3.7) Development of leadership skills




n=507  
av.=4.5  
dev.=0.7

3.8) Learning to think and work independently




n=507  
av.=4.5  
dev.=0.6



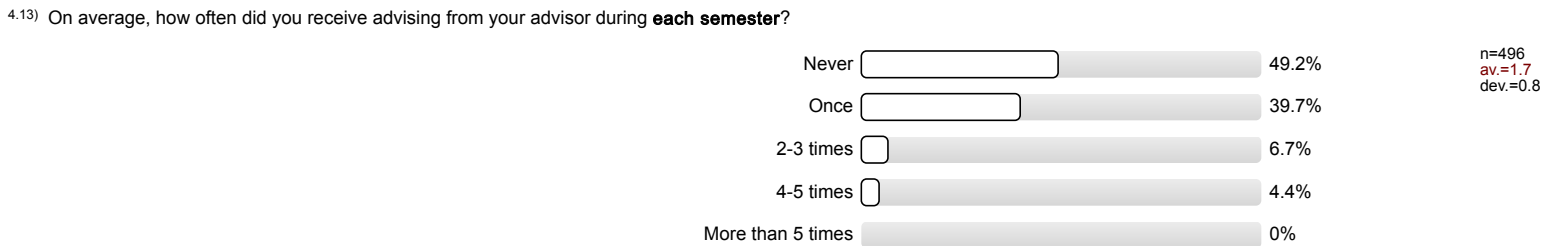
#### 4. Quality of Academic Advising Obtained at MSU

Please rate your satisfaction with each of these items. If you have no experience with any of these, check NA.





Please answer the following question concerning frequency of advising.



5. Quality of Student Services Obtained at MSU

Please rate your level of satisfaction with the following services on campus. If you have no experience with a particular unit, please select NA.





## 6. Quality of the Undergraduate Experience at MSU

Please rate your level of agreement with the following statements.

