



# 2017-2018-Starkville-College of Education-Undergraduate Exit Survey Results

No. of responses = 519

## Overall indicators

### Global Index

Instruction and Life-Skills Obtained at MSU (Scale width: 5)



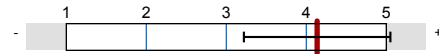
av.=4.3  
dev.=0.8

Quality of Academic Advising Obtained at MSU (Scale width: 5)



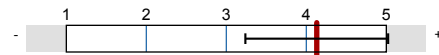
av.=4.4  
dev.=0.7

Quality of Student Services Obtained at MSU (Scale width: 5)

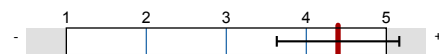


av.=4.1  
dev.=0.9

Quality of the Undergraduate Experience at MSU (Scale width: 5)



av.=4.1  
dev.=0.9

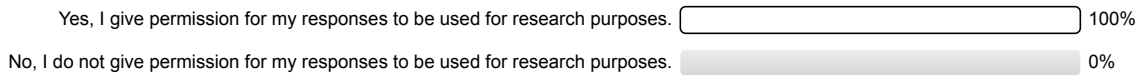


av.=4.4  
dev.=0.8

## Survey Results


### 1. Demographics

1.1) Please consider whether you agree to the use of your information as described and indicate your choice below.



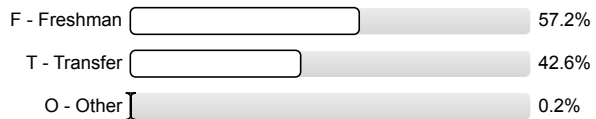
n=519  
av.=1  
dev.=0

1.3) Original Application Decision Code




n=519  
av.=1.9  
dev.=0.3

1.4) Freshman - Transfer - Other



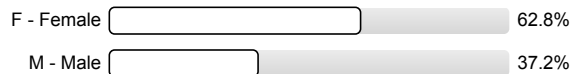
n=519  
av.=1.4  
dev.=0.5

1.5) Confidentiality Indicator




n=514  
av.=2  
dev.=0

1.6) Gender

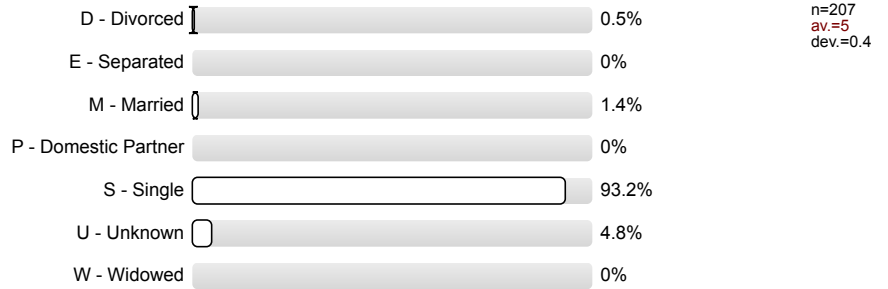


n=519  
av.=1.4  
dev.=0.5


1.7) Ethnicity



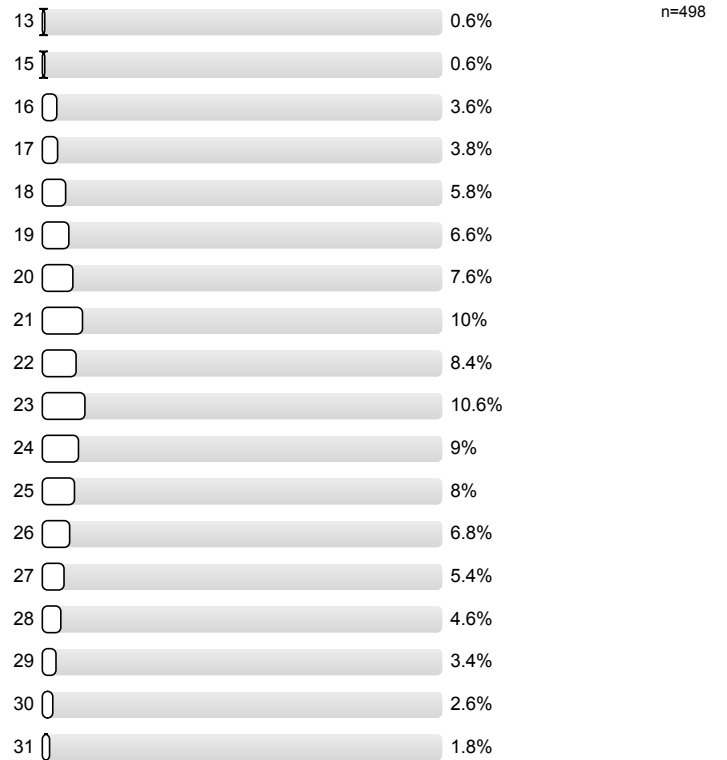
1.8) Marital Status



1.9) Residency



1.10) Composite ACT/SAT







1.11) Term Graduating



1.12) Campus of Degree



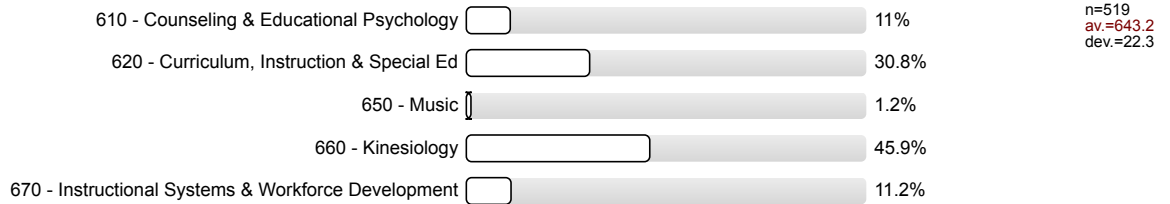
1.13) College



1.14) Degree




1.15) Department



1.19) College Student with Disabilities



1.20) University Honors College Student



1.21) Veteran Student



n=54  
av.=1  
dev.=0


1.22) Student Athlete



n=11  
av.=1  
dev.=0

## 2. Future Plans

2.1) What is MOST LIKELY to be your principal activity upon graduation?

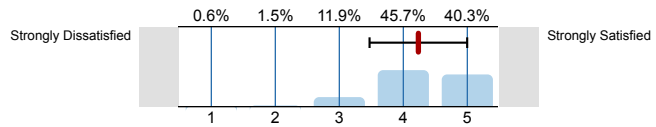


n=519  
av.=2.1  
dev.=1.5

## 3. Instruction and Life-Skills Obtained at MSU

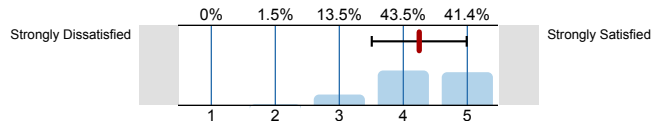
Please indicate how satisfied you are with what you have learned or attained at MSU for each item below:

3.1) Knowledge and application of latest technologies (e.g., computer skills)



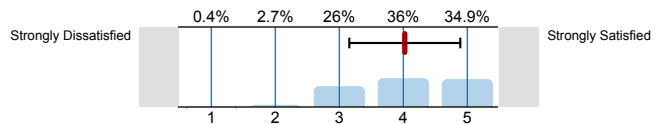
n=519  
av.=4.2  
dev.=0.8

3.2) Knowledge and application of mathematics, scientific methods, and related quantitative skills



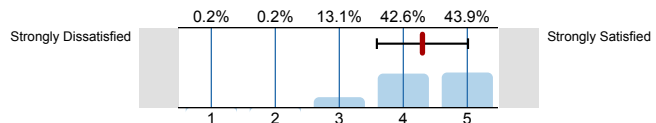
n=519  
av.=4.2  
dev.=0.7

3.3) Understanding and appreciation of fine arts



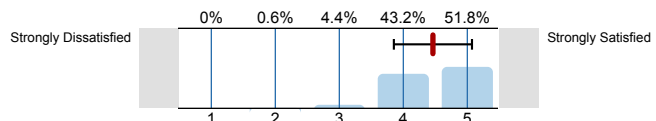
n=519  
av.=4  
dev.=0.9

3.4) Understanding of human achievements and human conditions (humanities)



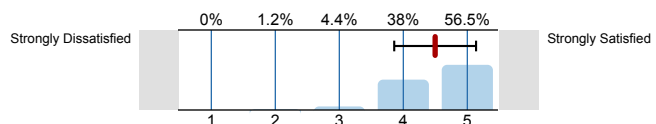
n=519  
av.=4.3  
dev.=0.7

3.5) Development of effective communication skills (written and oral)



n=519  
av.=4.5  
dev.=0.6

3.6) Application of critical-thinking and problem-solving skills



n=519  
av.=4.5  
dev.=0.6




#### 4. Quality of Academic Advising Obtained at MSU

Please rate your satisfaction with each of these items. If you have no experience with any of these, check NA.




Please answer the following question concerning frequency of advising.

4.13) On average, how often did you receive advising from your advisor during **each semester**?



### 5. Quality of Student Services Obtained at MSU

Please rate your level of satisfaction with the following services on campus. If you have no experience with a particular unit, please select NA.





## 6. Quality of the Undergraduate Experience at MSU

Please rate your level of agreement with the following statements.



