



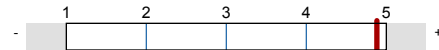
2016-2017-Starkville-Technology Teacher Educ Major-Undergraduate Exit Survey Results

No. of responses = 1

Overall indicators

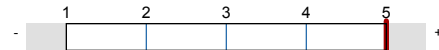
Global Index

Instruction and Life-Skills Obtained at MSU (Scale width: 5)



av.=4.9
dev.=0

Quality of Academic Advising Obtained at MSU (Scale width: 5)



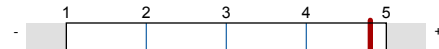
av.=5
dev.=0

Quality of Student Services Obtained at MSU (Scale width: 5)



av.=4.7
dev.=0

Quality of the Undergraduate Experience at MSU (Scale width: 5)



av.=4.8
dev.=0

Survey Results

1. Demographics

1.1) Please consider whether you agree to the use of your information as described and indicate your choice below.

Yes, I give permission for my responses to be used for research purposes. 100%

No, I do not give permission for my responses to be used for research purposes. 0%

n=1
av.=1
dev.=0

1.3) Original Application Decision Code

AF - Admit Contingent 100%

n=1
av.=2
dev.=0

1.4) Freshman - Transfer - Other

F - Freshman 0%

T - Transfer 100%

O - Other 0%

n=1
av.=2
dev.=0

1.5) Confidentiality Indicator

Yes 0%

No 100%

n=1
av.=2
dev.=0

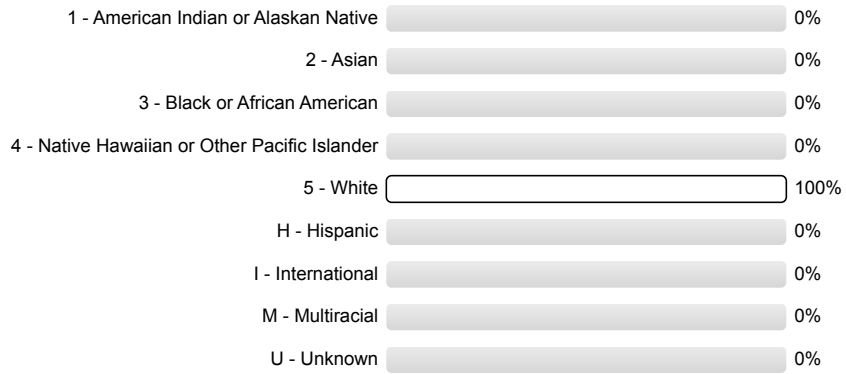
1.6) Gender

F - Female 100%

M - Male 0%


n=1
av.=1
dev.=0

1.7) Ethnicity




n=1
av.=5
dev.=0

1.8) Marital Status




n=1
av.=5
dev.=0

1.9) Residency



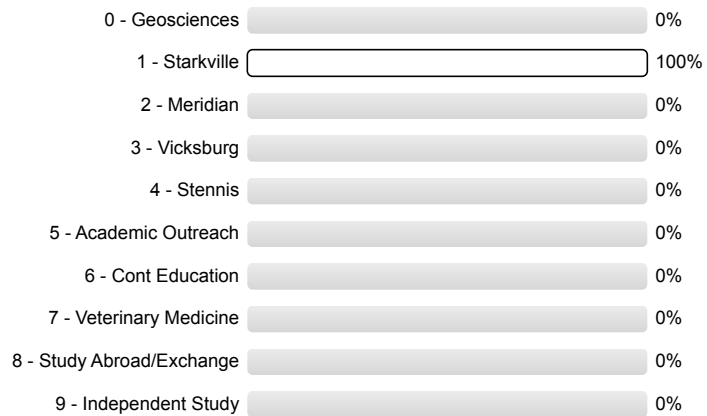
n=1
av.=1
dev.=0

1.11) Term Graduating

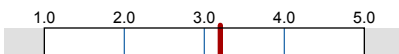


n=1

1.12) Campus of Degree



n=1
av.=1
dev.=0


1.13) College	6 - Education	<input type="text" value="100%"/>	100%	n=1 av.=6 dev.=0
1.14) Degree	BS - 1Bachelor	<input type="text" value="100%"/>	100%	n=1 av.=1 dev.=0
1.15) Department	670 - Instructional Systems & Workforce Development	<input type="text" value="100%"/>	100%	n=1 av.=670 dev.=0
1.16) Major	TTE - Technology Teacher Educ	<input type="text" value="100%"/>	100%	n=1 av.=178 dev.=0
1.17) First Concentration Area	BTEC - Business Technology	<input type="text" value="100%"/>	100%	n=1 av.=43 dev.=0
1.18) Number of Transfer Hours	100	<input type="text" value="100%"/>	100%	n=1
1.19) Transfer Grade Point Average				n=1 av.=3.5 dev.=0
1.20) MSU Hours Earned	61	<input type="text" value="100%"/>	100%	n=1
1.21) MSU Grade Point Average				n=1 av.=3.2 dev.=0
1.22) Overall Hours Earned	161	<input type="text" value="100%"/>	100%	n=1
1.23) Overall Grade Point Average				n=1 av.=3.3 dev.=0

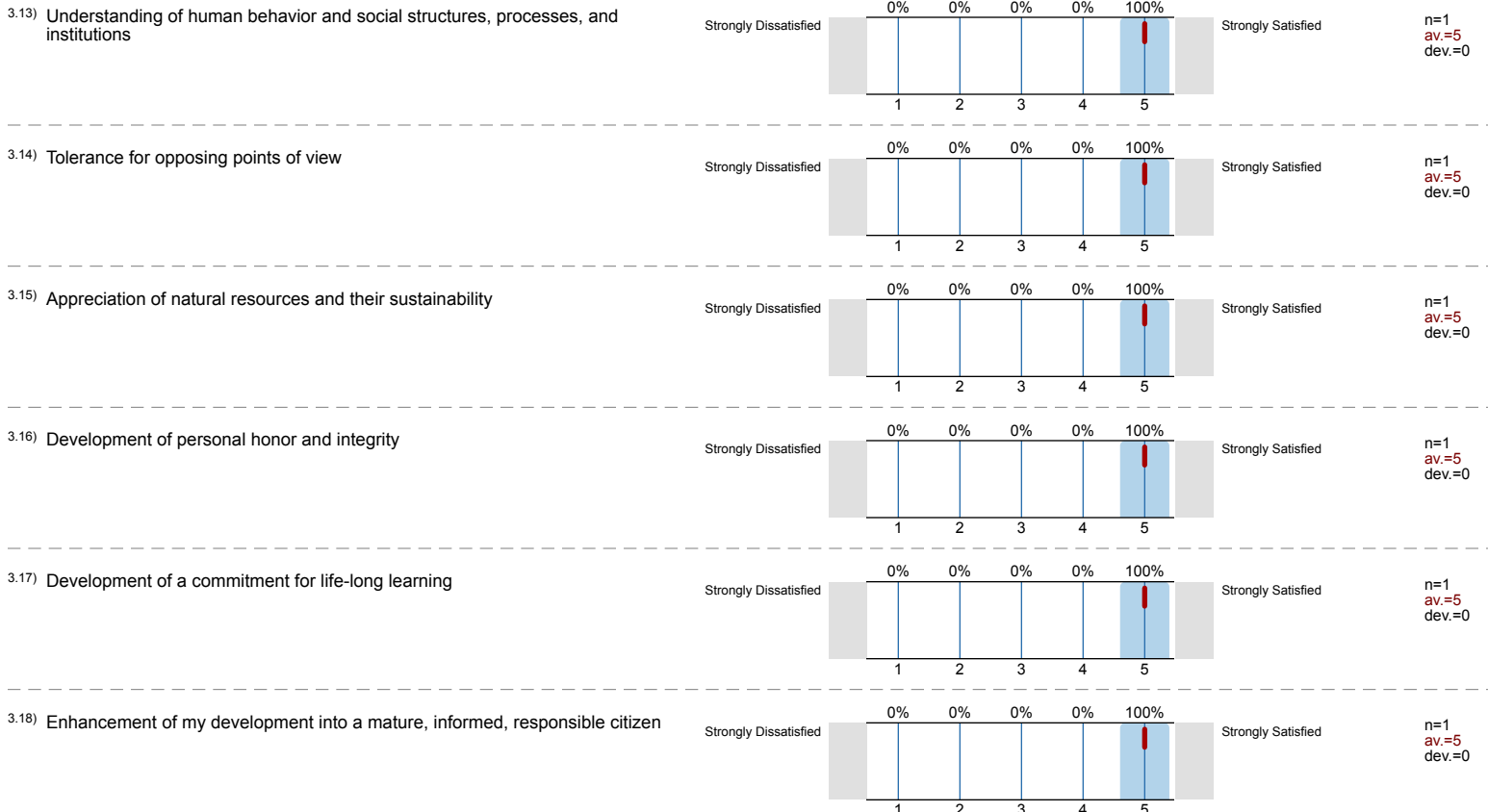
2. Future Plans

2.1) What is MOST LIKELY to be your principal activity upon graduation?	Employment, full-time paid	<input type="text" value="100%"/>	100%	n=1 av.=1 dev.=0
	Employment, part-time paid	<input type="text" value="0%"/>	0%	
	Graduate or professional school, full-time	<input type="text" value="0%"/>	0%	
	Graduate or professional school, part-time	<input type="text" value="0%"/>	0%	
	Additional undergraduate coursework	<input type="text" value="0%"/>	0%	
	Military service	<input type="text" value="0%"/>	0%	
	Volunteer activity (e.g., Peace Corps)	<input type="text" value="0%"/>	0%	
	Starting or raising a family	<input type="text" value="0%"/>	0%	
	Other, please specify:	<input type="text" value="0%"/>	0%	

3. Instruction and Life-Skills Obtained at MSU

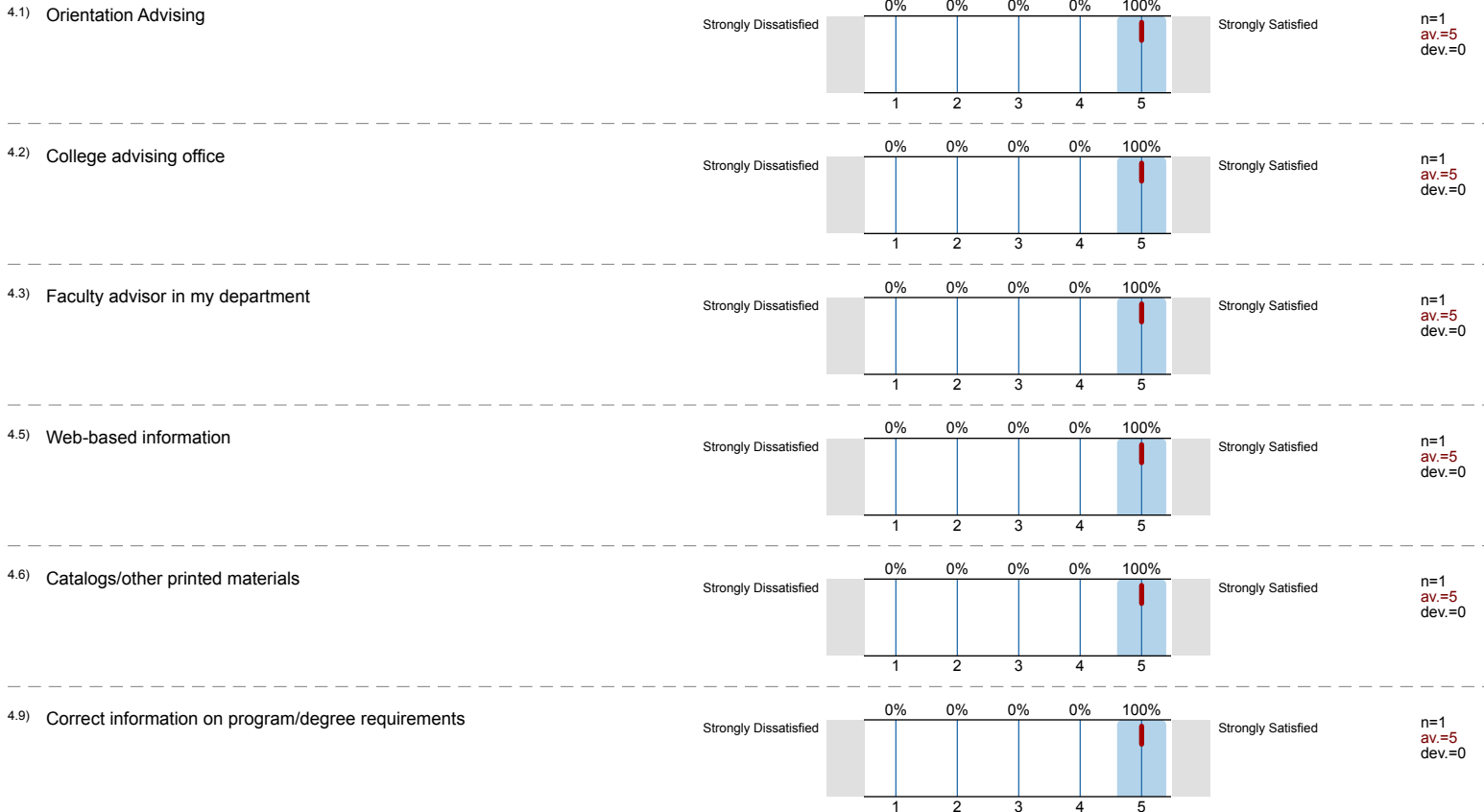
Please indicate how satisfied you are with what you have learned or attained at MSU for each item below:



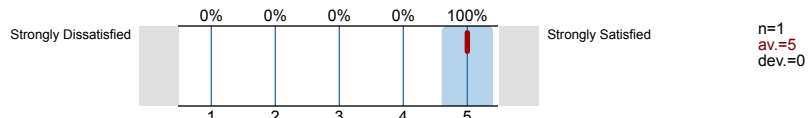


4. Quality of Academic Advising Obtained at MSU

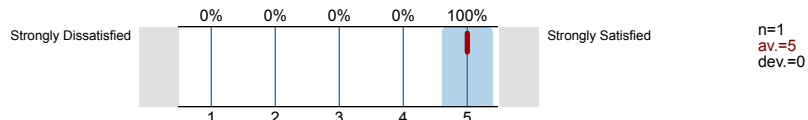
Please rate your satisfaction with each of these items. If you have no experience with any of these, check NA.



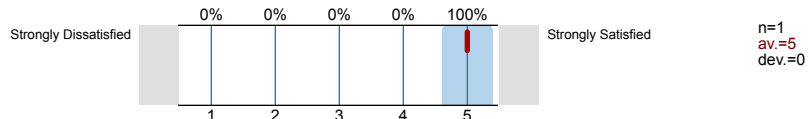
4.10) Information provided for future career plans



4.11) Availability of advisor (email, telephone, etc.) outside scheduled sessions




4.12) Overall academic advisement



Please answer the following question concerning frequency of advising.

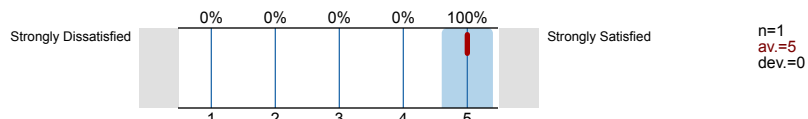
4.13) On average, how often did you receive advising from your advisor during **each semester**?



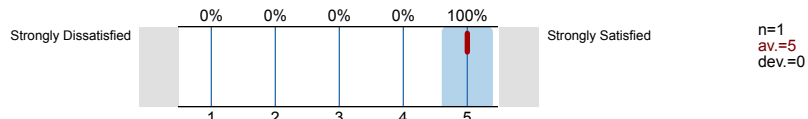
5. Quality of Student Services Obtained at MSU

Please rate your level of satisfaction with the following services on campus. If you have no experience with a particular unit, please select NA.

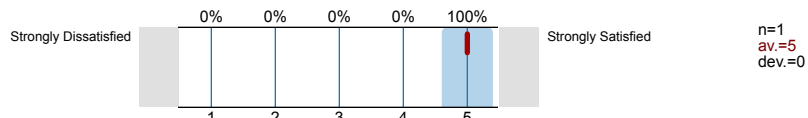
5.1) Office of Admissions and Scholarships



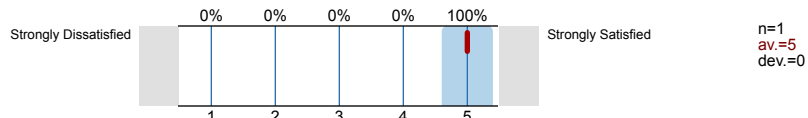
5.2) MSU Bookstore, Barnes and Noble



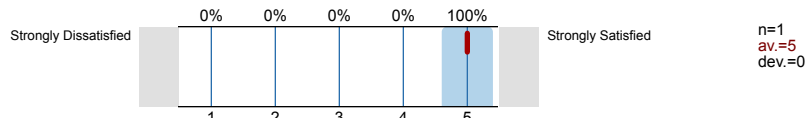
5.3) Center for Student Involvement (Greek Life, Student Organizations)



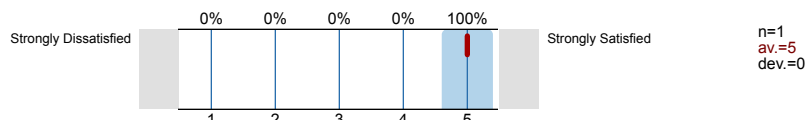
5.4) Campus Dining Services



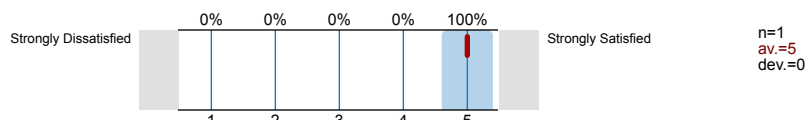
5.5) Student Financial Aid

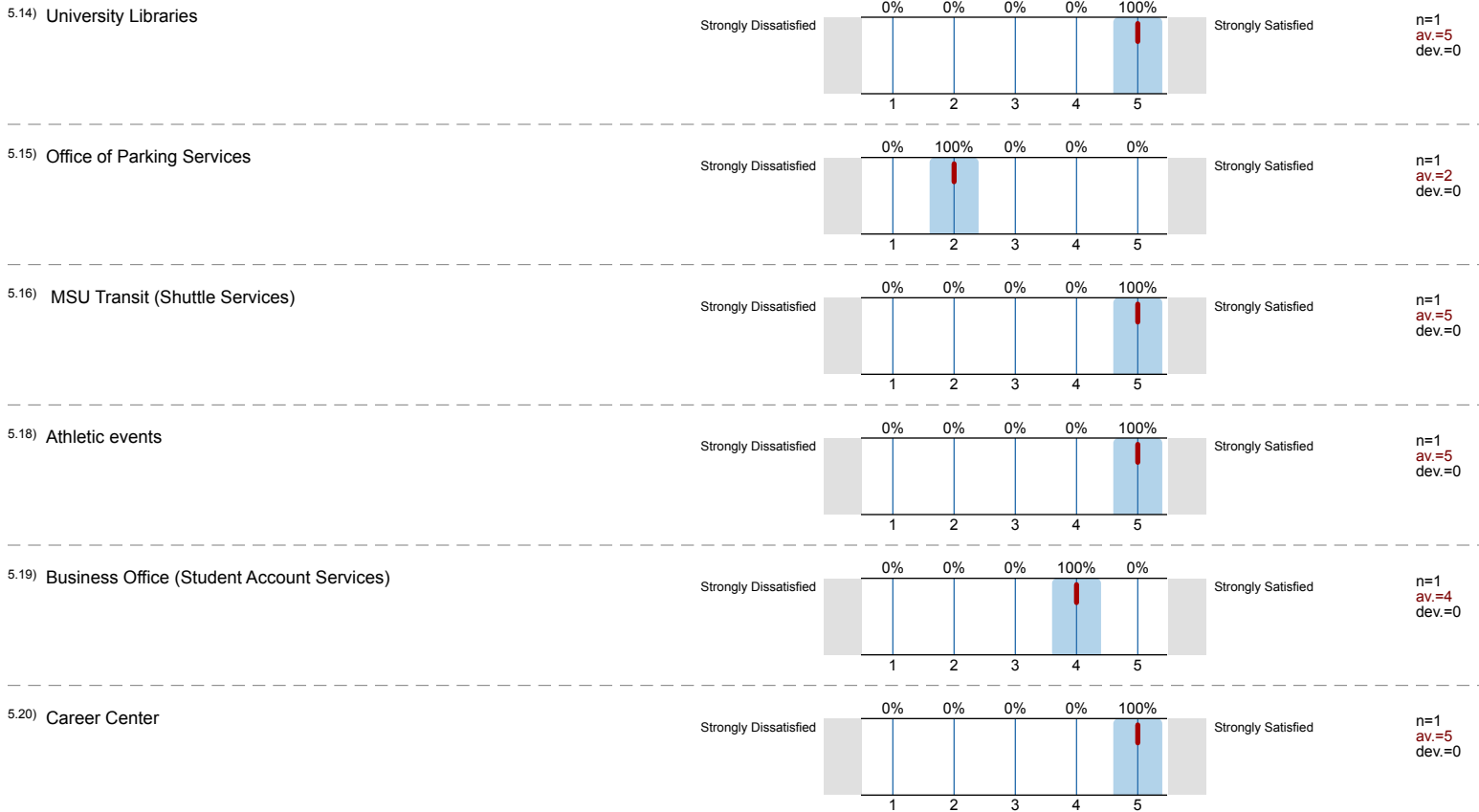


5.10) Sanderson Center/Recreational Sports



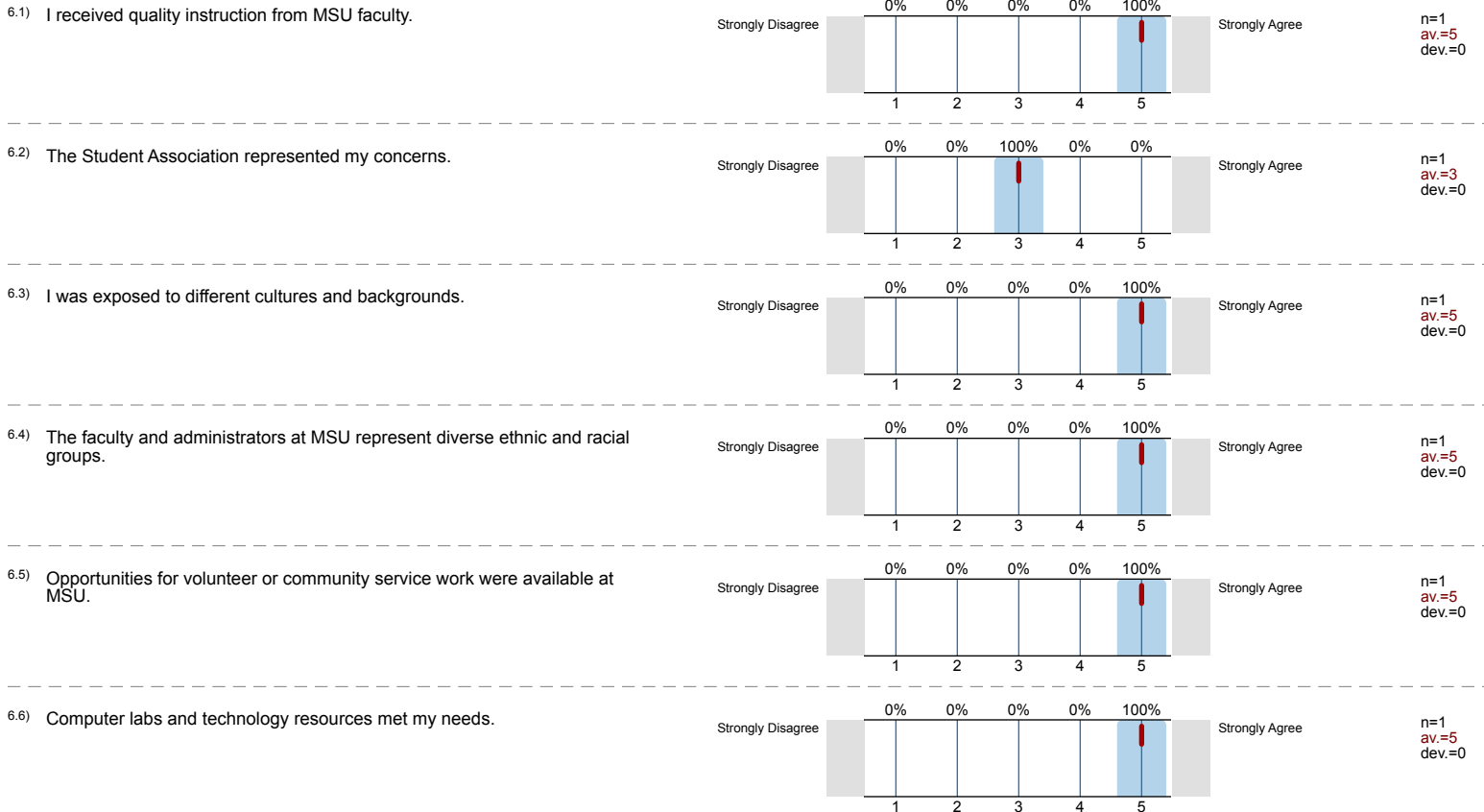
5.12) Student Health Center



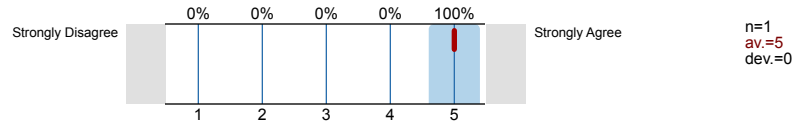


6. Quality of the Undergraduate Experience at MSU

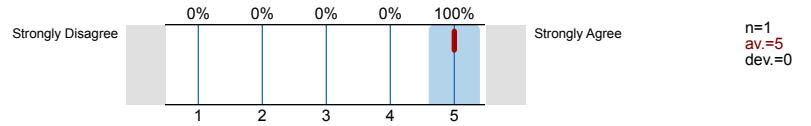
Please rate your level of agreement with the following statements.



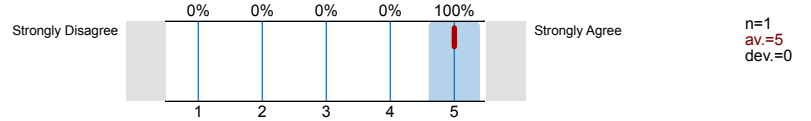
6.7) I felt safe on campus.



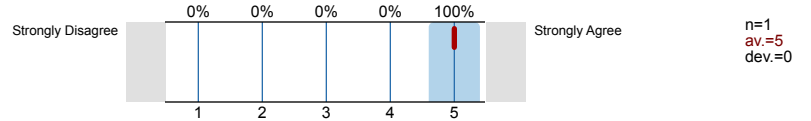
6.8) The general campus climate at MSU is welcoming to all.



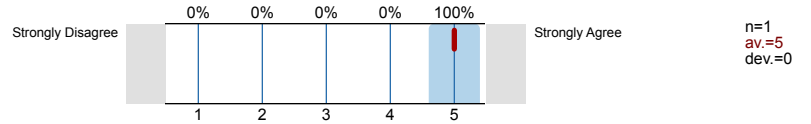
6.9) My overall extracurricular experience at MSU was positive.



6.10) My overall academic experience within my degree at MSU was positive.



6.11) If I had to do it over again, I would attend MSU.



6.12) My education stressed the importance of writing.

