



# 2016-2017-Starkville-Special Education Major-Undergraduate Exit Survey Results

No. of responses = 13

## Overall indicators

### Global Index

Instruction and Life-Skills Obtained at MSU (Scale width: 5)



av.=4.5  
dev.=0.6

Quality of Academic Advising Obtained at MSU (Scale width: 5)



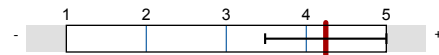
av.=4.6  
dev.=0.5

Quality of Student Services Obtained at MSU (Scale width: 5)

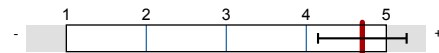


av.=4.4  
dev.=0.7

Quality of the Undergraduate Experience at MSU (Scale width: 5)



av.=4.2  
dev.=0.8



av.=4.7  
dev.=0.6

## Survey Results

### 1. Demographics

1.1) Please consider whether you agree to the use of your information as described and indicate your choice below.

Yes, I give permission for my responses to be used for research purposes.  100%

No, I do not give permission for my responses to be used for research purposes.  0%

n=13  
av.=1  
dev.=0

1.3) Original Application Decision Code

AA - Admit  7.7%

AF - Admit Contingent  92.3%

n=13  
av.=1.9  
dev.=0.3

1.4) Freshman - Transfer - Other

F - Freshman  46.2%

T - Transfer  53.8%

O - Other  0%

n=13  
av.=1.5  
dev.=0.5

1.5) Confidentiality Indicator

Yes  0%

No  100%

n=12  
av.=2  
dev.=0

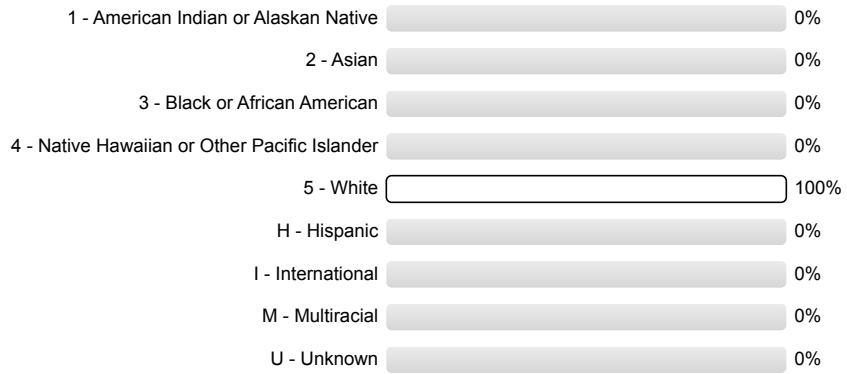
1.6) Gender

F - Female  100%

M - Male  0%


n=13  
av.=1  
dev.=0

1.7) Ethnicity




n=13  
av.=5  
dev.=0

1.8) Marital Status




n=3  
av.=5  
dev.=0

1.9) Residency




n=13  
av.=1.1  
dev.=0.3

1.10) Composite ACT/SAT



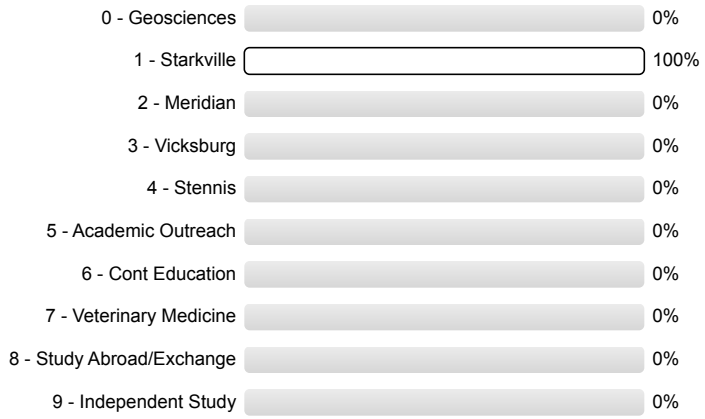
n=13

1.11) Term Graduating




n=13

1.12) Campus of Degree




n=13  
av.=1  
dev.=0

1.13) College




n=13  
av.=6  
dev.=0

1.14) Degree




n=13  
av.=1  
dev.=0

1.15) Department




n=13  
av.=620  
dev.=0

1.16) Major



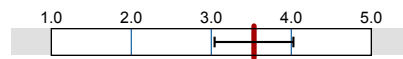
n=11  
av.=83  
dev.=0

1.18) Number of Transfer Hours



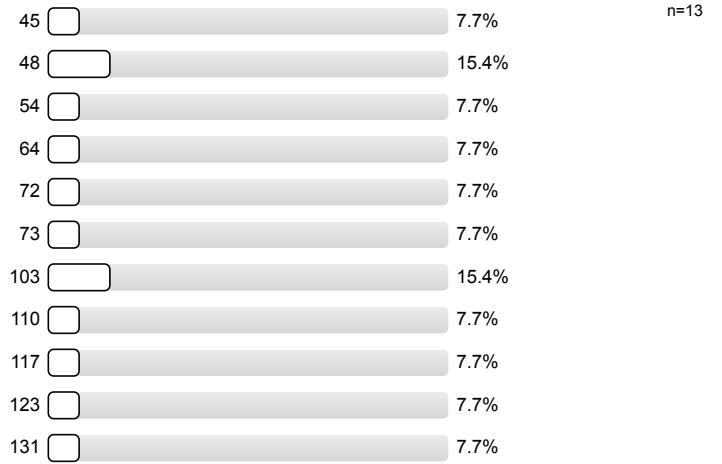
n=9

1.19) Transfer Grade Point Average



n=9  
av.=3.5  
dev.=0.5

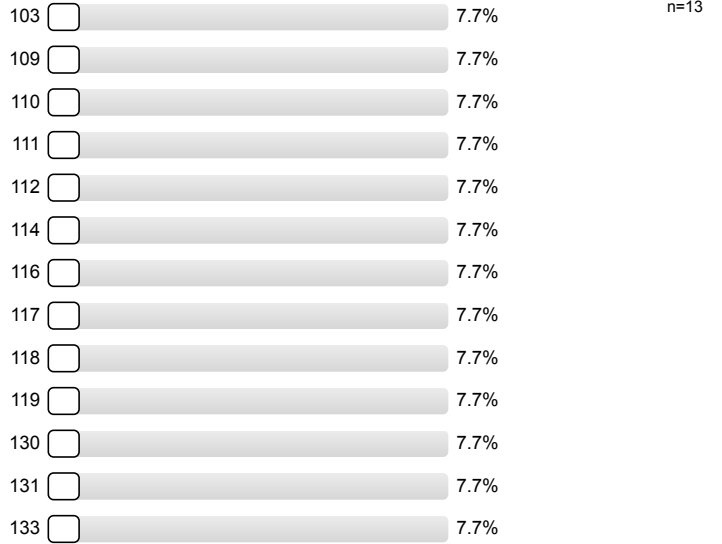
1.20) MSU Hours Earned



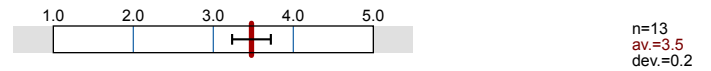
1.21) MSU Grade Point Average



1.22) Overall Hours Earned



1.23) Overall Grade Point Average




1.26) University Honors College Student



2. Future Plans

2.1) What is MOST LIKELY to be your principal activity upon graduation?



n=13  
av.=1.6  
dev.=1

3. Instruction and Life-Skills Obtained at MSU

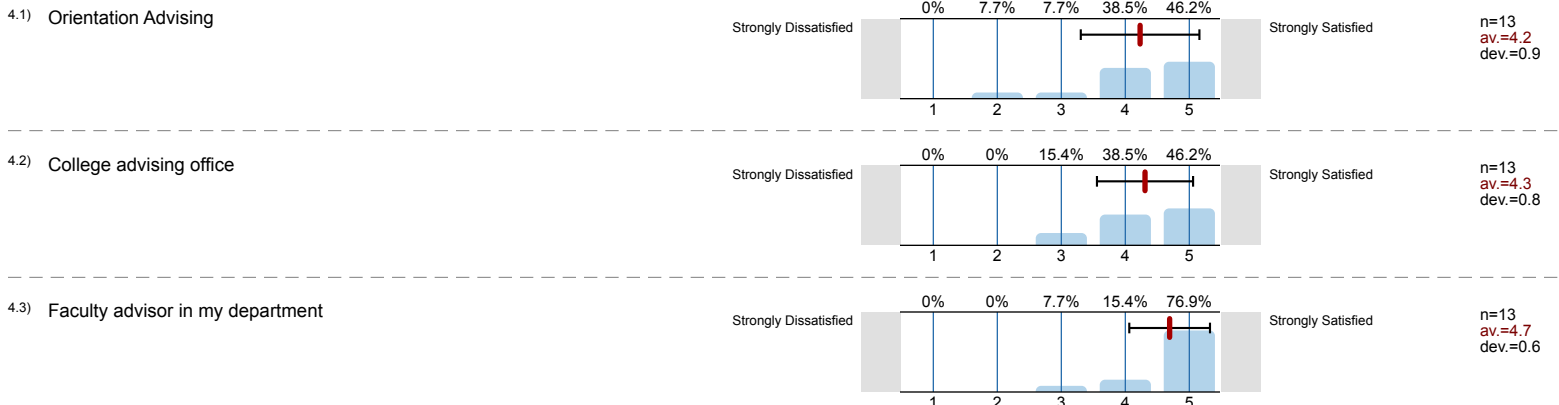
Please indicate how satisfied you are with what you have learned or attained at MSU for each item below:






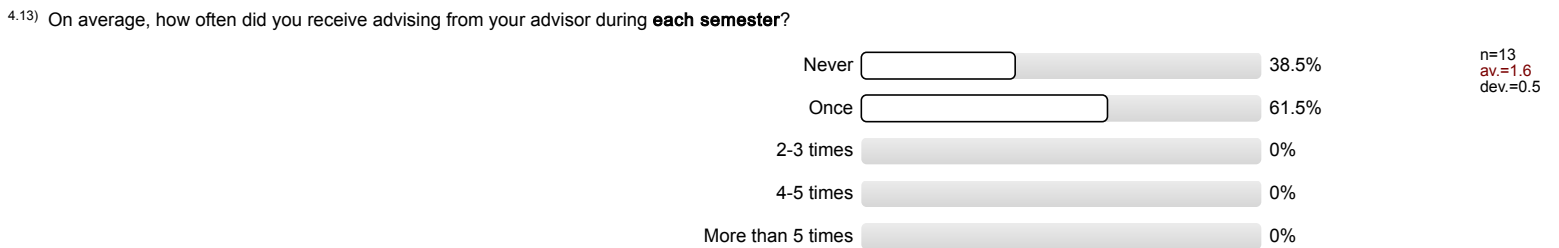
#### 4. Quality of Academic Advising Obtained at MSU

Please rate your satisfaction with each of these items. If you have no experience with any of these, check NA.



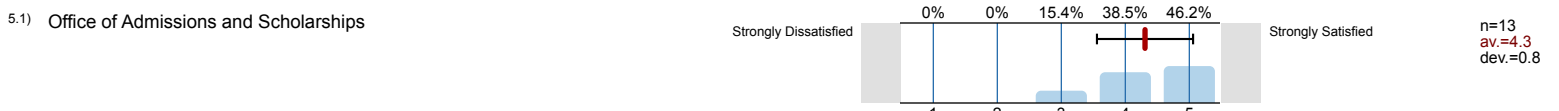


Please answer the following question concerning frequency of advising.




### 5. Quality of Student Services Obtained at MSU

Please rate your level of satisfaction with the following services on campus. If you have no experience with a particular unit, please select NA.



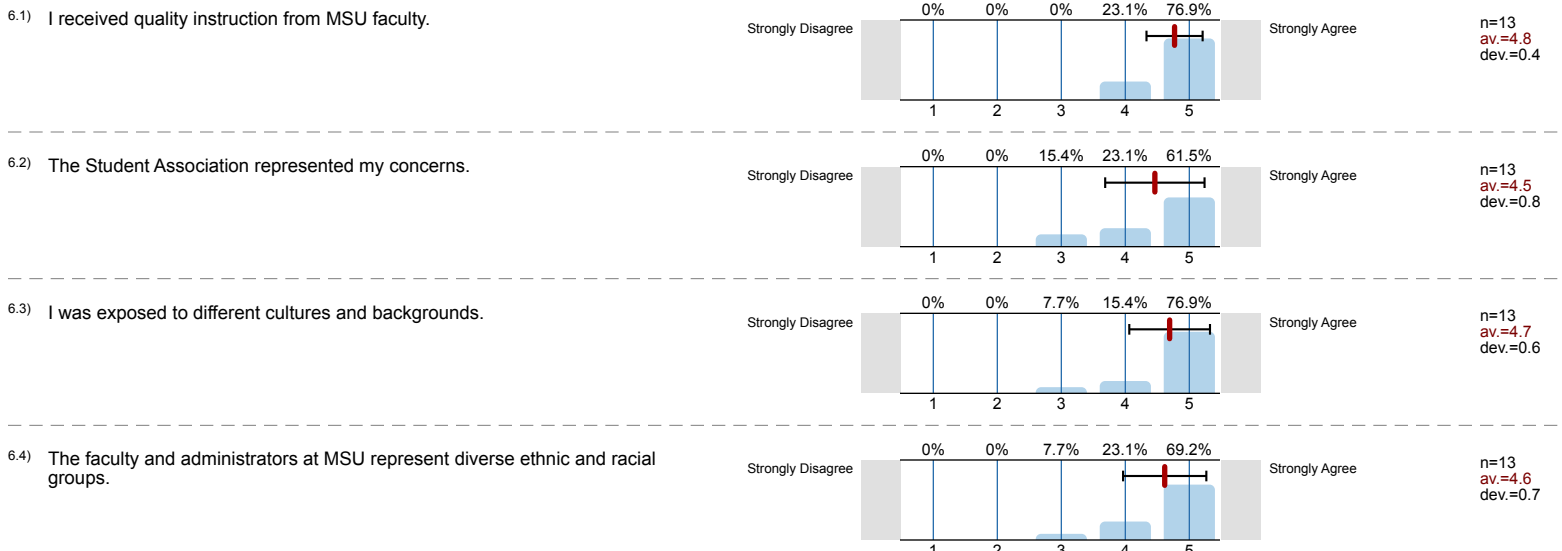




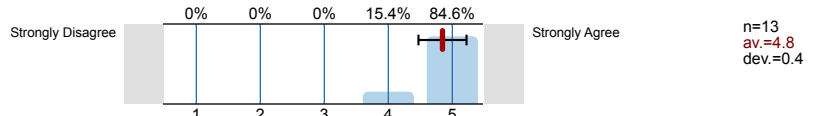


## 6. Quality of the Undergraduate Experience at MSU

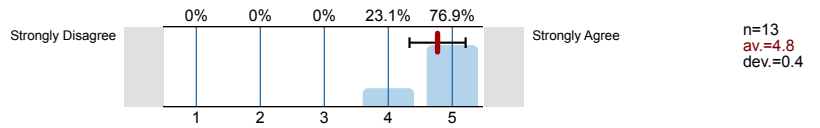
Please rate your level of agreement with the following statements.



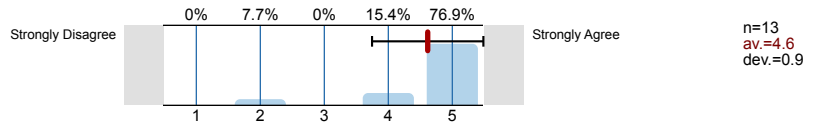
6.5) Opportunities for volunteer or community service work were available at MSU.



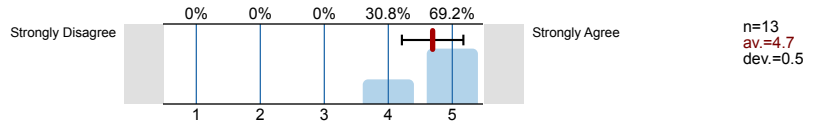
6.6) Computer labs and technology resources met my needs.



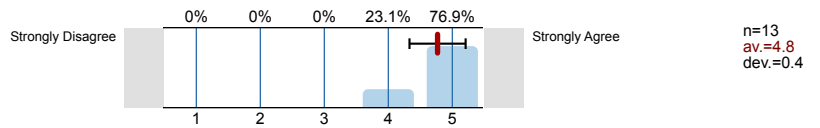
6.7) I felt safe on campus.



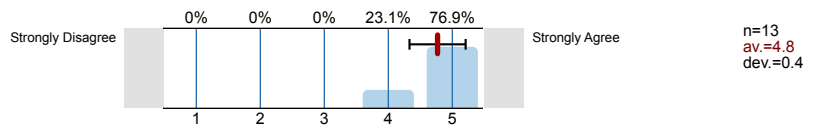
6.8) The general campus climate at MSU is welcoming to all.



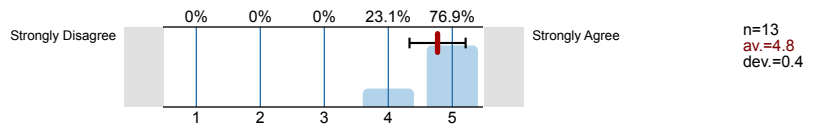
6.9) My overall extracurricular experience at MSU was positive.



6.10) My overall academic experience within my degree at MSU was positive.



6.11) If I had to do it over again, I would attend MSU.



6.12) My education stressed the importance of writing.

