



2016-2017-Meridian-Special Education Major-Undergraduate Exit Survey Results

No. of responses = 3

Overall indicators

Global Index

Instruction and Life-Skills Obtained at MSU (Scale width: 5)



av.=4.8
dev.=0.2

Quality of Academic Advising Obtained at MSU (Scale width: 5)



av.=4.6
dev.=0.2

Quality of Student Services Obtained at MSU (Scale width: 5)



av.=5
dev.=0

Quality of the Undergraduate Experience at MSU (Scale width: 5)

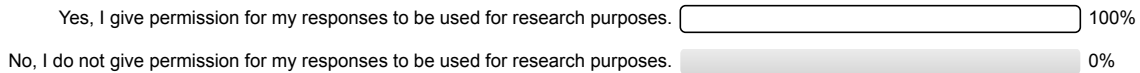


av.=4.8
dev.=0.3

Survey Results

1. Demographics

1.1) Please consider whether you agree to the use of your information as described and indicate your choice below.




n=3
av.=1
dev.=0

1.3) Original Application Decision Code




n=3
av.=1.7
dev.=0.6

1.4) Freshman - Transfer - Other



n=3
av.=2
dev.=0

1.5) Confidentiality Indicator




n=3
av.=2
dev.=0

1.6) Gender




n=3
av.=1
dev.=0

1.7) Ethnicity



1.9) Residency




1.10) Composite ACT/SAT



1.11) Term Graduating



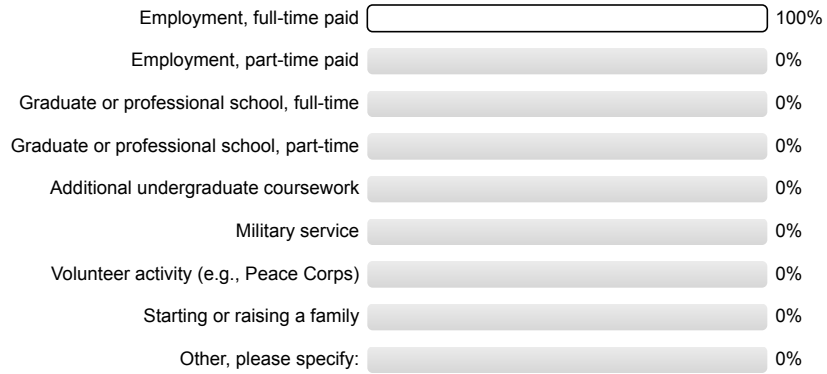
1.12) Campus of Degree



| | | | |
|--|--|-------------------------|----------------------------|
| 1.13) College | 6 - Education <input type="text" value="100%"/> | 100% | n=3 av.=6 dev.=0 |
| <hr style="border-top: 1px dashed #000;"/> | | | |
| 1.14) Degree | BS - 1Bachelor <input type="text" value="100%"/> | 100% | n=3 av.=1 dev.=0 |
| <hr style="border-top: 1px dashed #000;"/> | | | |
| 1.15) Department | 620 - Curriculum, Instruction & Special Ed <input type="text" value="100%"/> | 100% | n=3 av.=620 dev.=0 |
| <hr style="border-top: 1px dashed #000;"/> | | | |
| 1.16) Major | EXED - Special Education <input type="text" value="100%"/> | 100% | n=3 av.=81 dev.=0 |
| <hr style="border-top: 1px dashed #000;"/> | | | |
| 1.18) Number of Transfer Hours | 61 <input type="text" value="33.3%"/> 66 <input type="text" value="33.3%"/> 75 <input type="text" value="33.3%"/> | 33.3% 33.3% 33.3% | n=3 |
| <hr style="border-top: 1px dashed #000;"/> | | | |
| 1.19) Transfer Grade Point Average | | | n=3 av.=2.8 dev.=0.5 |
| <hr style="border-top: 1px dashed #000;"/> | | | |
| 1.20) MSU Hours Earned | 51 <input type="text" value="33.3%"/> 54 <input type="text" value="33.3%"/> 72 <input type="text" value="33.3%"/> | 33.3% 33.3% 33.3% | n=3 |
| <hr style="border-top: 1px dashed #000;"/> | | | |
| 1.21) MSU Grade Point Average | | | n=3 av.=3.7 dev.=0.1 |
| <hr style="border-top: 1px dashed #000;"/> | | | |
| 1.22) Overall Hours Earned | 115 <input type="text" value="33.3%"/> 117 <input type="text" value="33.3%"/> 147 <input type="text" value="33.3%"/> | 33.3% 33.3% 33.3% | n=3 |
| <hr style="border-top: 1px dashed #000;"/> | | | |
| 1.23) Overall Grade Point Average | | | n=3 av.=3.2 dev.=0.3 |

2. Future Plans


2.1) What is MOST LIKELY to be your principal activity upon graduation?




n=3
av.=1
dev.=0

3. Instruction and Life-Skills Obtained at MSU

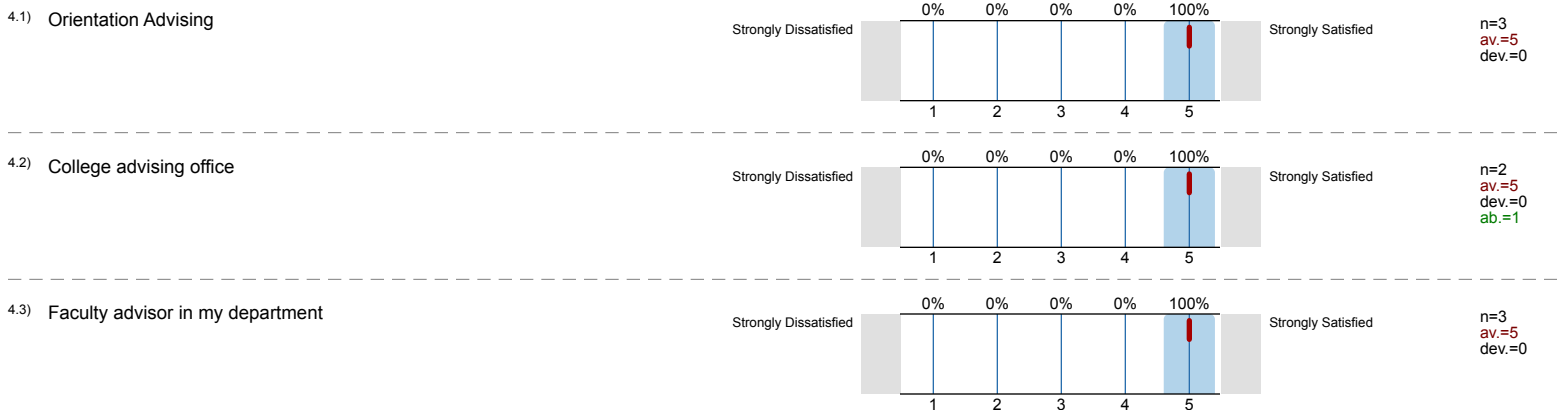
Please indicate how satisfied you are with what you have learned or attained at MSU for each item below:






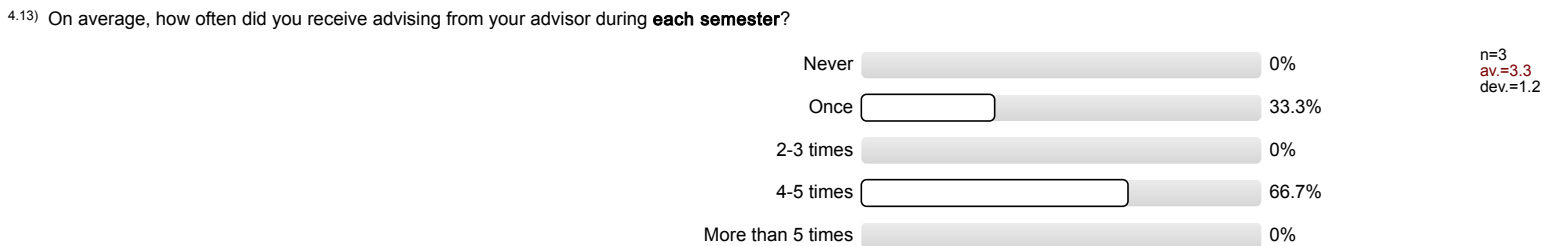
4. Quality of Academic Advising Obtained at MSU

Please rate your satisfaction with each of these items. If you have no experience with any of these, check NA.



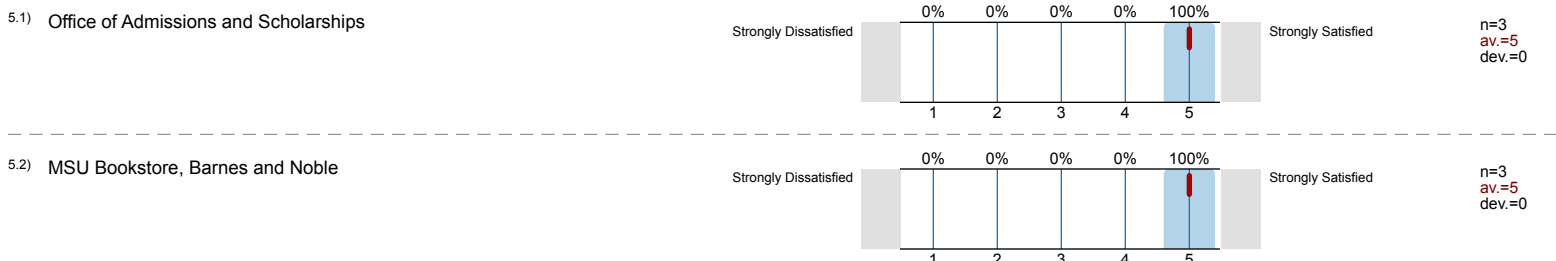


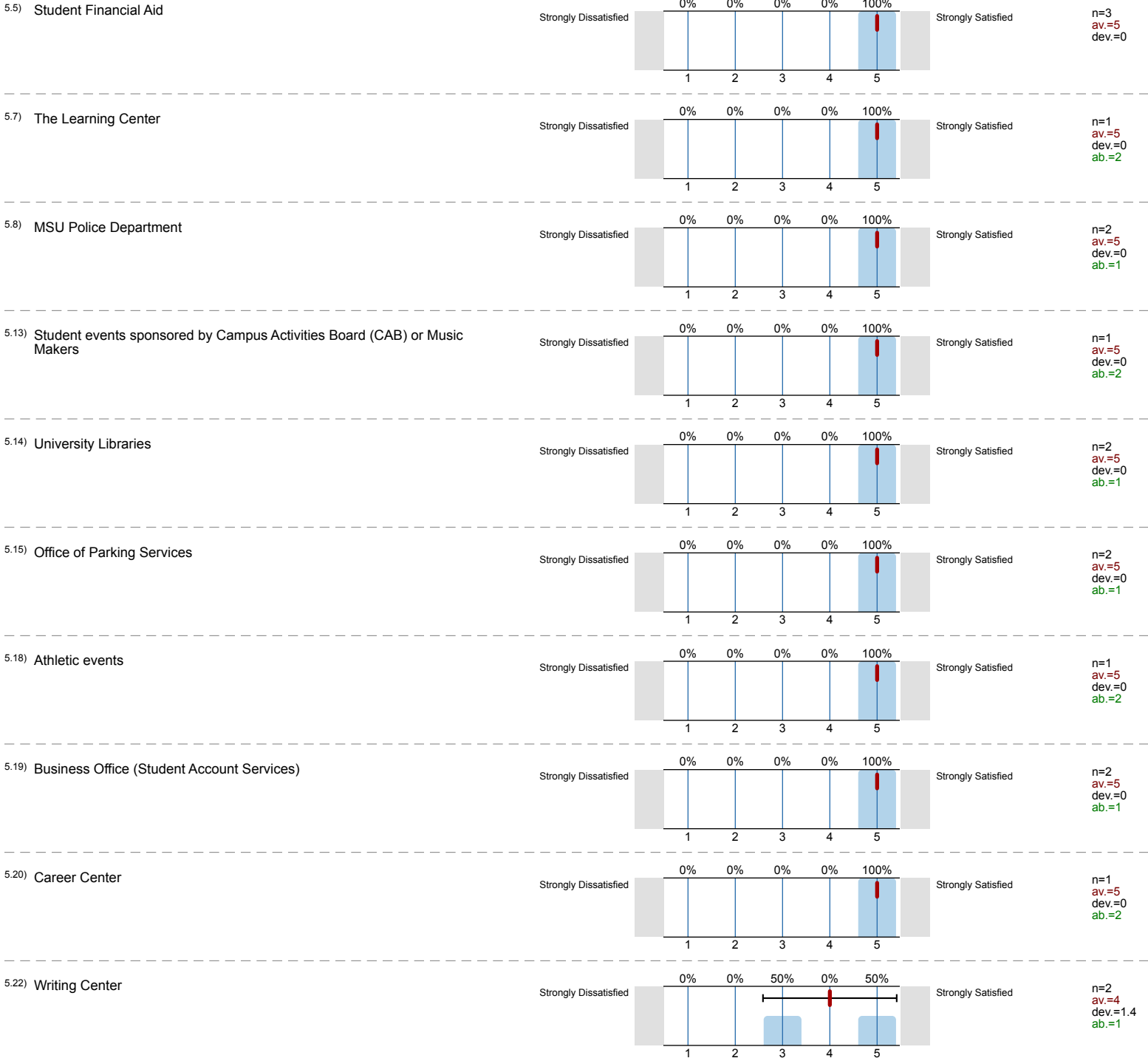
Please answer the following question concerning frequency of advising.



5. Quality of Student Services Obtained at MSU

Please rate your level of satisfaction with the following services on campus. If you have no experience with a particular unit, please select NA.





6. Quality of the Undergraduate Experience at MSU

Please rate your level of agreement with the following statements.



