



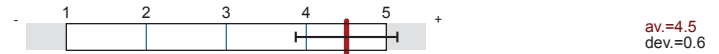
2012-2013GR-Workforce Educ Leadership Major-Graduate Exit Survey Results

No. of responses = 4

Overall indicators

Global Index

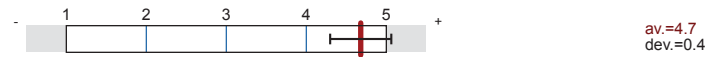
3. Quality of Intellectual Environment/Experience



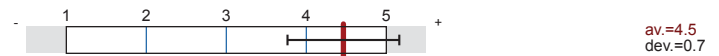
4. Quality of Instruction (Including Resources)



5. Quality of Academic Resources and Services



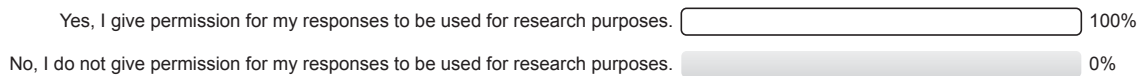
6. Quality of Student Life Services



Survey Results

1. Demographics

1.1) Please consider whether you agree to the use of your information as described and indicate your choice below.



1.3) Term Applied For Admission




1.4) Confidentiality Indicator



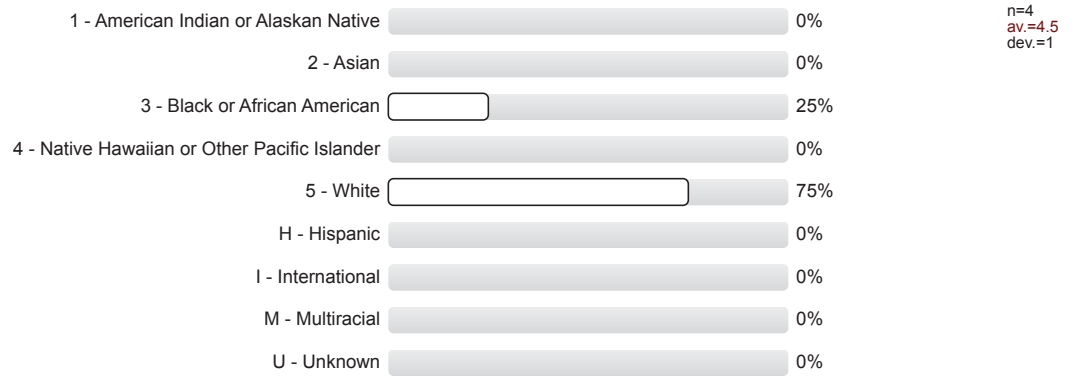
1.6) Gender



1.7) Citizenship




1.8) Ethnicity




1.9) Term Graduating




1.10) Campus of Degree



1.11) College



1.12) Degree



1.13) Major

WEL - Workforce Educ Leadership 100%n=1
av.=192
dev.=0

2. General Questions

2.1) Did you graduate in the degree area/discipline in which you initially enrolled?

Yes 100%No 0%n=4
av.=1
dev.=0

2.2) Have your career plans changed from what you intended when you first entered graduate school?

Yes 50%No 50%n=4
av.=1.5
dev.=0.6

2.3) What describes your immediate postgraduate plans?

Seeking employment 25%Employed or accepted a position 50%Seeking additional study 25%Engaged in additional study/training 0%Undecided 0%n=4
av.=2
dev.=0.8

2.4) If you selected "Employed or accepted a position" above, please select type:

Education (PK-12) 0%Education (University or College Faculty) 0%Education (University or College Staff) 0%Government 0%Private Sector (Business/Industry) 25%Other 25%N/A 50%n=4
av.=6.3
dev.=1

2.5) If you selected "Engaged in additional study/training" above, indicate the type of study:

Doctoral Study 0%Postdoctoral Research Associate 0%Traineeship 0%Other Study, please specify: 0%N/A 100%n=4
av.=5
dev.=0

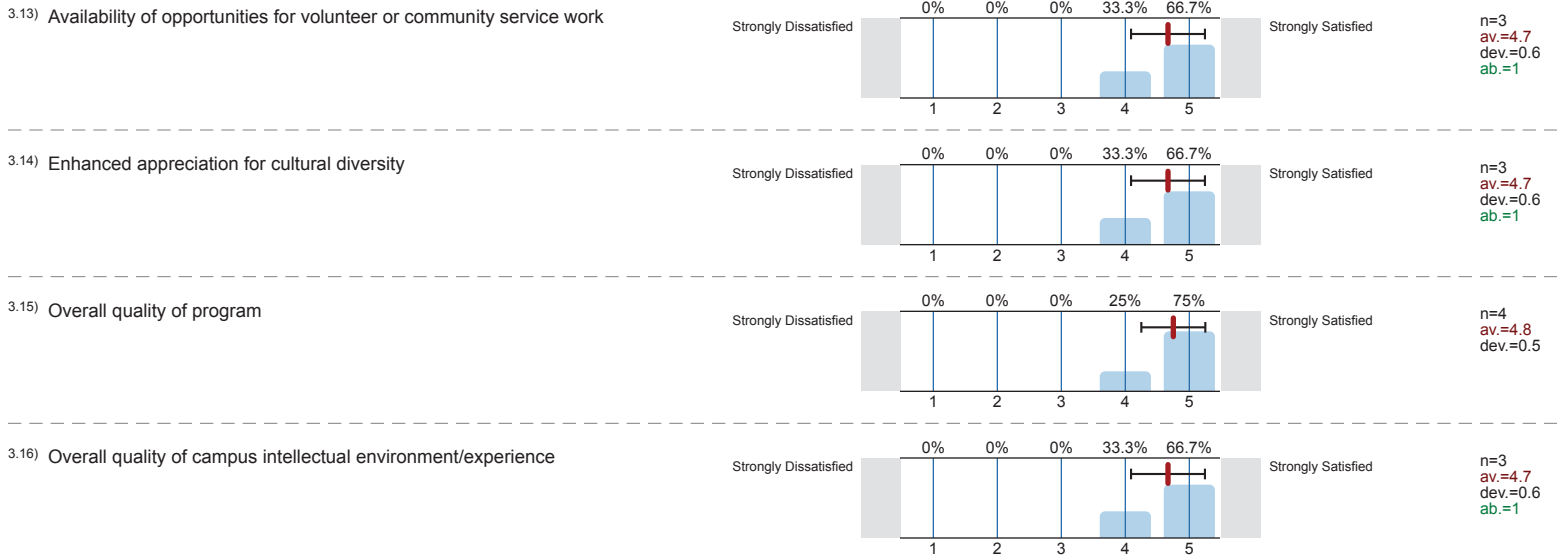
2.7) Where do you intend to live/work/study immediately after receiving your degree?

At Mississippi State University 25%In Mississippi 25%Not in Mississippi but in the U.S. 50%Not in the U.S. 0%n=4
av.=2.3
dev.=1


3. Quality of Intellectual Environment/Experience

Please mark the response that best represents your level of satisfaction. If not applicable, mark NA (Not Applicable).

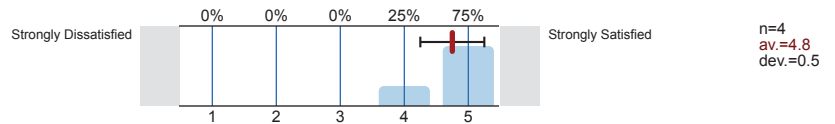




4. Quality of Instruction (Including Resources)

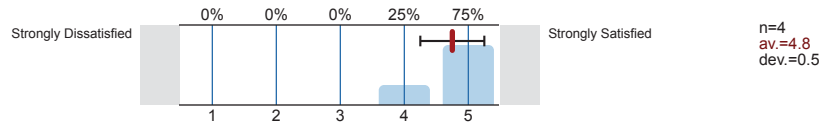


4.9) Overall quality of instruction (delivery & learning outcomes)

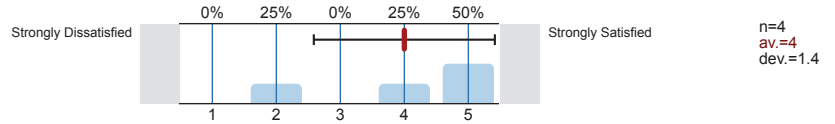


5. Quality of Academic Resources and Services

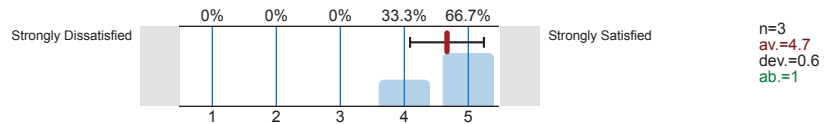
5.1) Resources and services provided by University Libraries



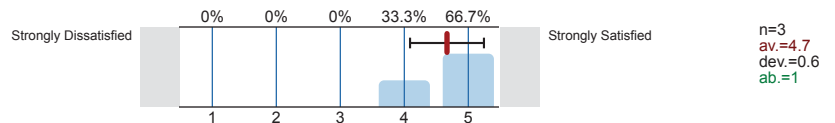
5.2) Ability to access computer services and ITS support (i.e. On-Campus portal, blackboards, software, etc.)



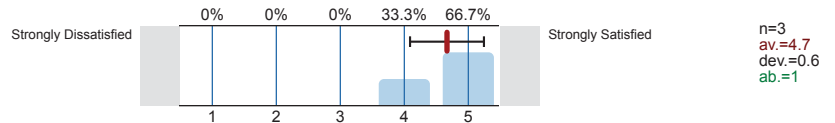
5.3) Ability to access on-campus computers



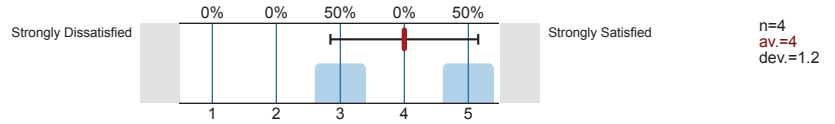
5.4) Information about admission requirements, matriculation, and graduation provided through the *Bulletin of the Graduate School*



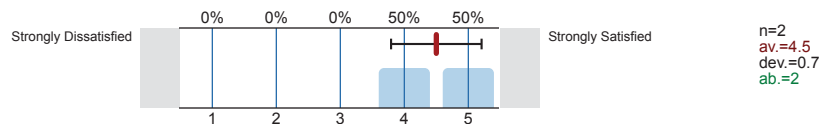
5.5) Information about admission requirements, matriculation, and graduation provided through the Office of the Graduate School Website



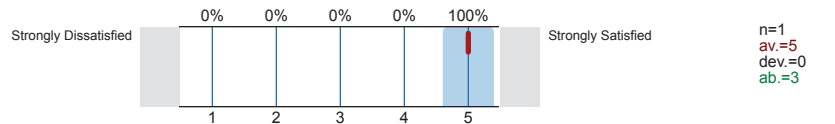
5.6) Overall informational value and user friendliness of the Office of the Graduate School Website



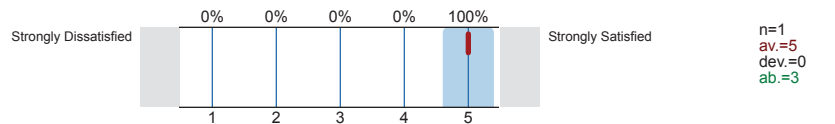
5.7) Information and orientation activities provided at orientation for new graduate students (New Graduate Student Orientation)



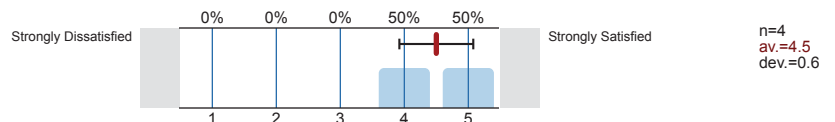
5.8) Graduate Teaching Assistant Workshop



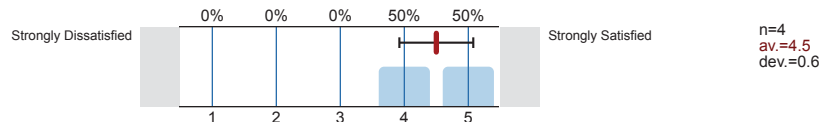
5.9) Information provided at orientation for new international graduate students ("Find your Feet")

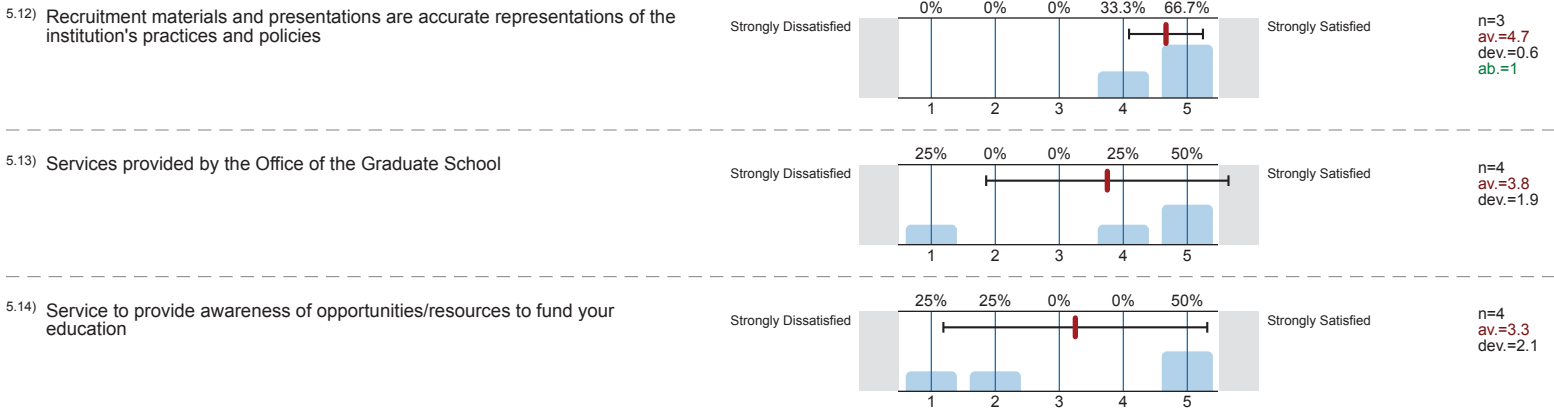


5.10) Departmental adherence to published policy and degree requirements being followed




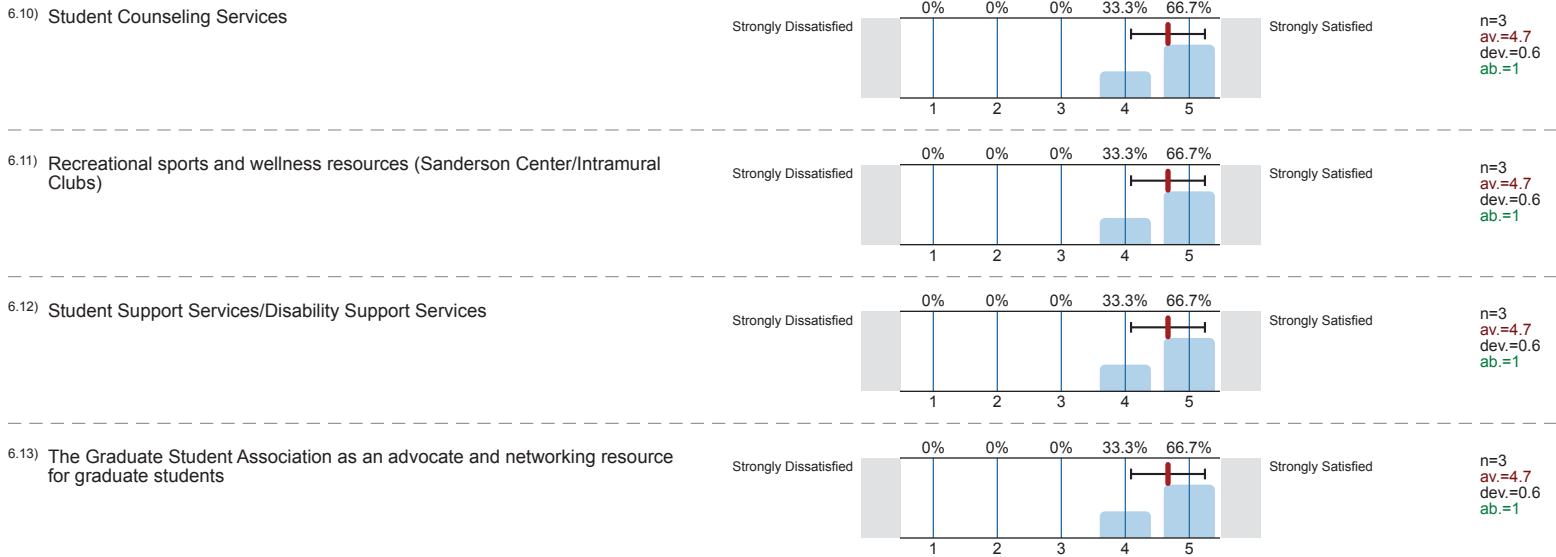
5.11) Information about current academic calendars and descriptions of grading policies and refund policies are easily accessible



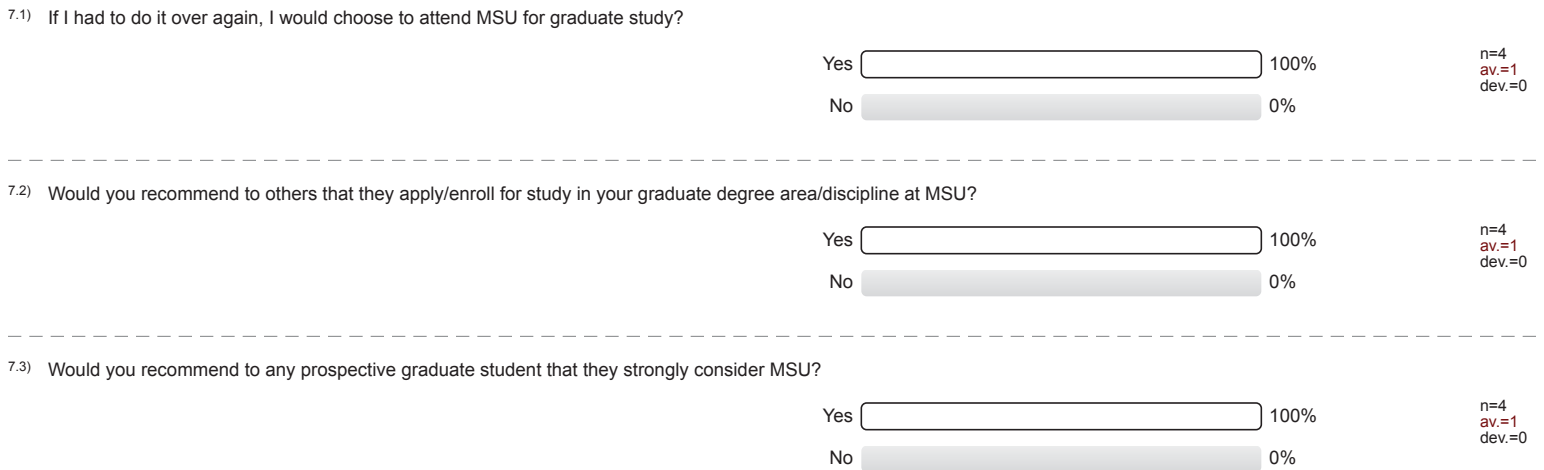


6. Quality of Student Life Services





7. Overall Experience and Recommendations



Dear Student:

The information requested about your future plans and experiences at Mississippi State University (MSU), along with your demographic information (such as race, gender, major, etc.) will be used as an assessment designed to improve graduate programs and services at MSU for future students. In addition to this information being used for internal purposes at MSU, there may also be opportunities to use it for research that is designed to improve programs at MSU and other institutions. If you agree to allow use of this information for research, your name and all other direct identifiers will be removed before the information is provided for analysis. While it is possible some respondents could be identified indirectly from this information through University records, the researchers have no intent to link answers back to any individual student. Please note your approval to allow your responses to be used for research is completely voluntary. The reported results of that research will not include your name or any other way to identify you. There are no anticipated risks associated with your participation. Refusal to allow this data to be provided for research purposes will have absolutely no impact on your standing at MSU or your application for graduation. If you have questions about the research, please contact the Office of Graduate School at 662-325-7400. If you have questions about your rights as a research participant, you may contact the MSU Institutional Review Board (IRB) at 662-325-3994. You may print this page for your records.