



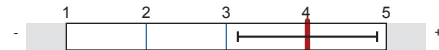
# 2012-2013-Industrial Technology Major-Undergraduate Exit Survey Results

No. of responses = 26

## Overall indicators

### Global Index

Instruction and Life-Skills Obtained at MSU (Scale width: 5)



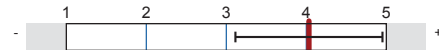
av.=4  
dev.=0.9

Quality of Academic Advising Obtained at MSU (Scale width: 5)



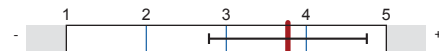
av.=4.1  
dev.=0.8

Quality of Student Services Obtained at MSU (Scale width: 5)

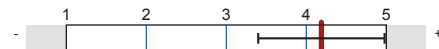


av.=4  
dev.=0.9

Quality of the Undergraduate Experience at MSU (Scale width: 5)



av.=3.8  
dev.=1

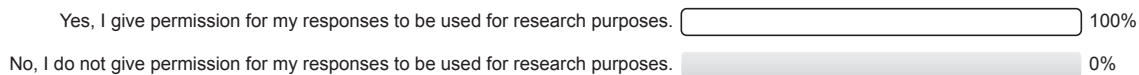


av.=4.2  
dev.=0.8

## Survey Results

### 1. Demographics


1.1) Please consider whether you agree to the use of your information as described and indicate your choice below.



1.3) Original Application Decision Code



1.4) Freshman - Transfer - Other



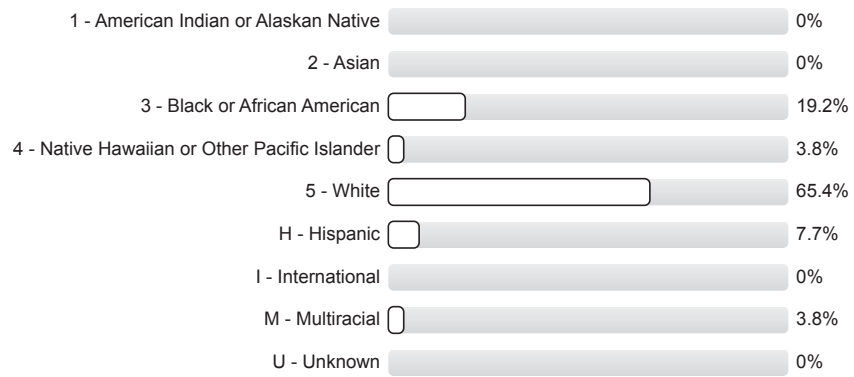
1.5) Confidentiality Indicator



1.6) Gender




## 1.7) Ethnicity




n=26  
av.=4.8  
dev.=1.1

## 1.8) Marital Status




n=11  
av.=5.1  
dev.=0.3

## 1.9) Residency




n=26  
av.=1.1  
dev.=0.3

## 1.10) Composite ACT/SAT



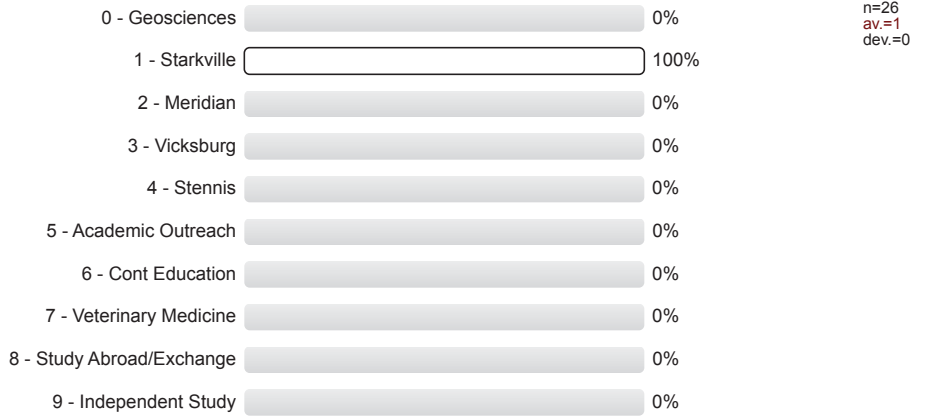
n=24

## 1.11) Term Graduating




n=26


1.12) Campus of Degree




1.13) College




1.14) Degree



1.15) Department



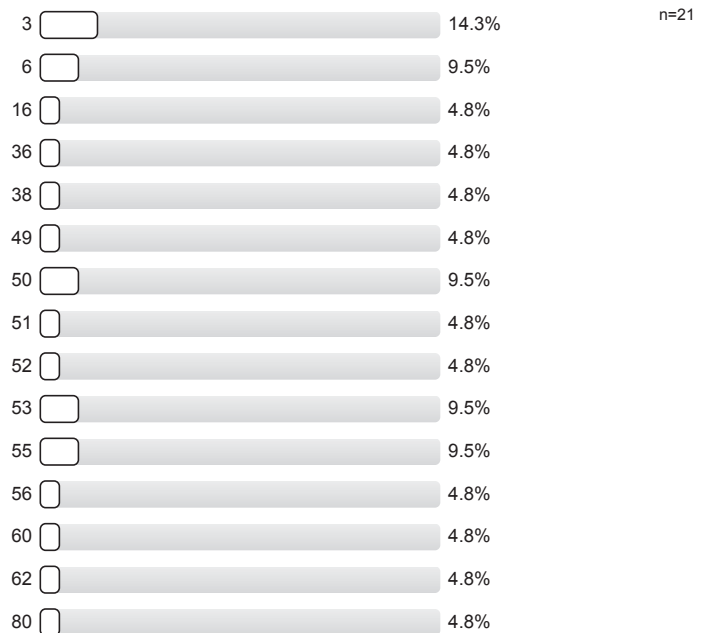
1.16) Major



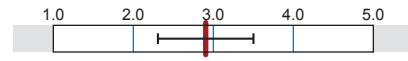
1.17) First Concentration Area



1.18) Number of Transfer Hours

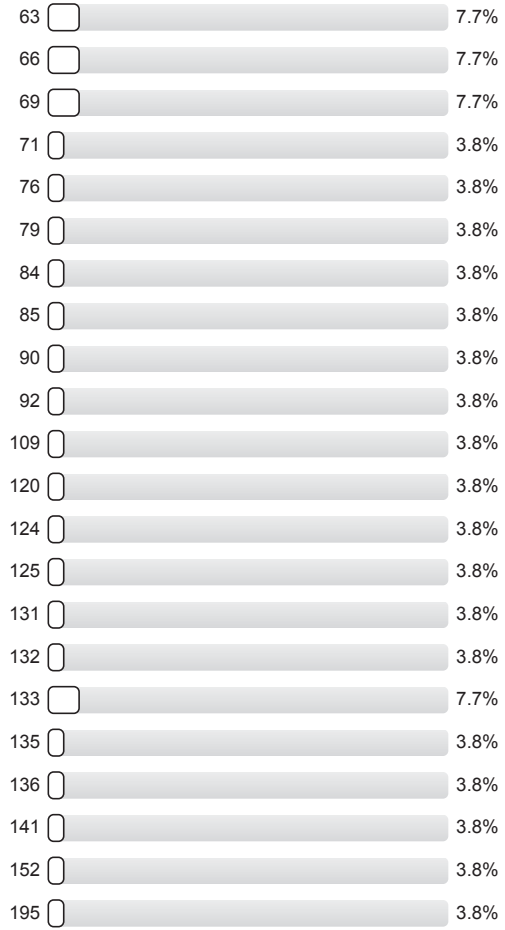


1.19) Transfer Grade Point Average



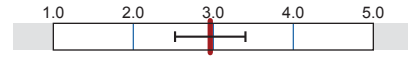
n=21  
av.=2.9  
dev.=0.6

1.20) MSU Hours Earned



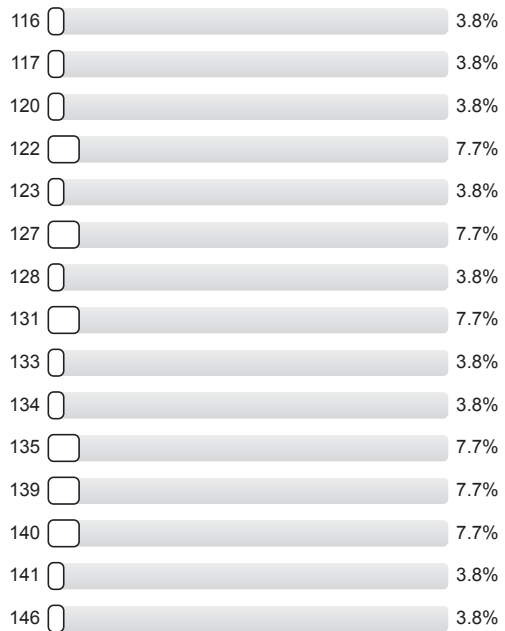
n=26

1.21) MSU Grade Point Average



n=26  
av.=3  
dev.=0.4

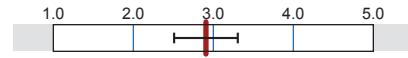
1.22) Overall Hours Earned



n=26



1.23) Overall Grade Point Average



n=26  
av.=2.9  
dev.=0.4

1.25) College Student with Disabilities



n=1  
av.=1  
dev.=0


1.27) Veteran Student



n=5  
av.=1  
dev.=0

## 2. Future Plans

2.1) What is MOST LIKELY to be your principal activity upon graduation?

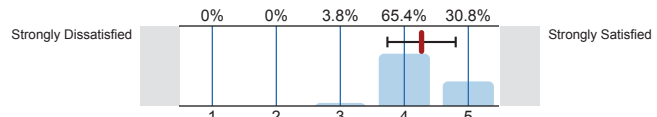


n=26  
av.=1.3  
dev.=1.1

## 3. Instruction and Life-Skills Obtained at MSU

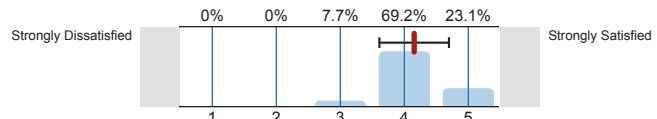
Please indicate how satisfied you are with what you have learned or attained at MSU for each item below:

3.1) Knowledge and application of latest technologies (e.g., computer skills)



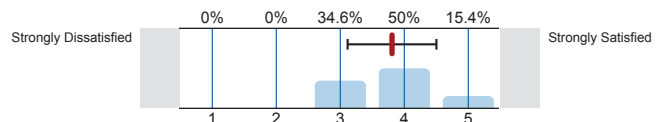
n=26  
av.=4.3  
dev.=0.5

3.2) Knowledge and application of mathematics, scientific methods, and related quantitative skills



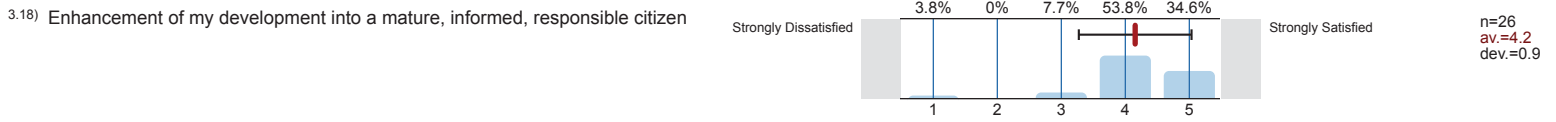
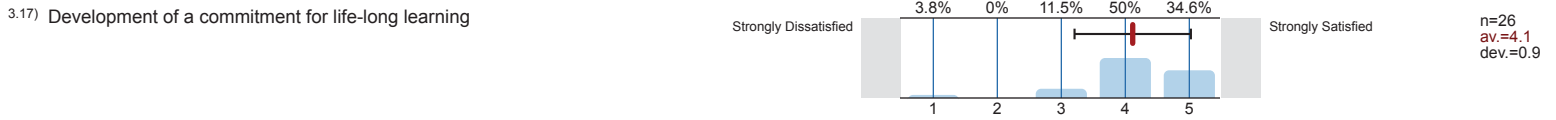
n=26  
av.=4.2  
dev.=0.5

3.3) Understanding and appreciation of fine arts



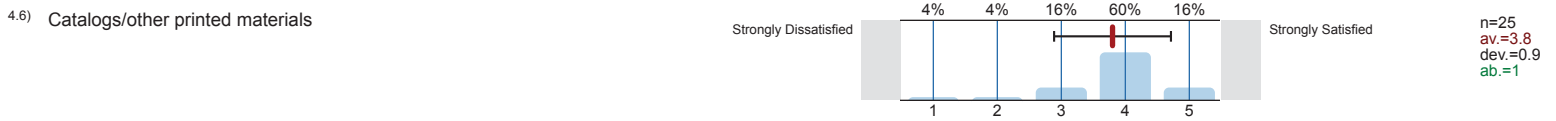
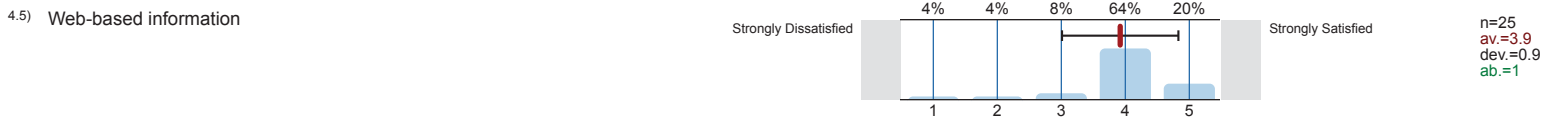
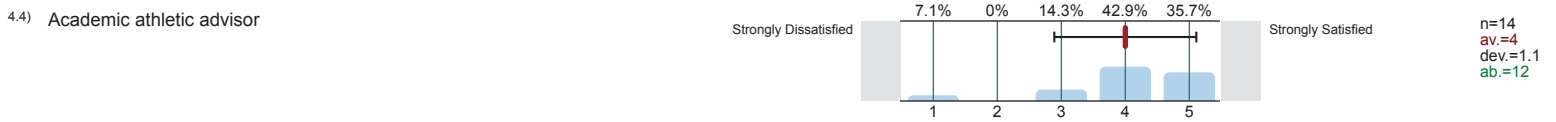
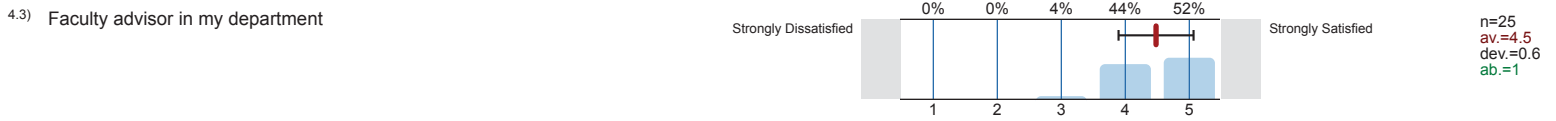
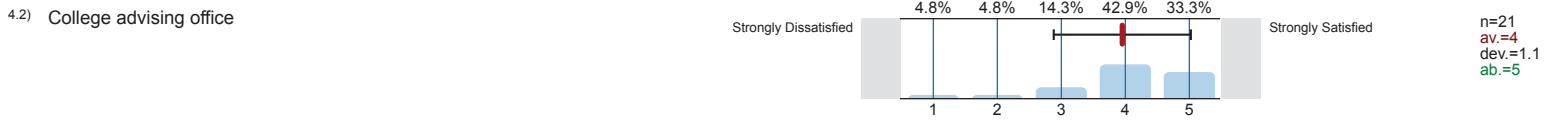
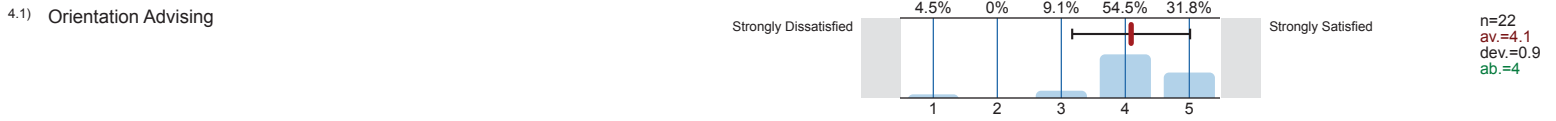
n=26  
av.=3.8  
dev.=0.7



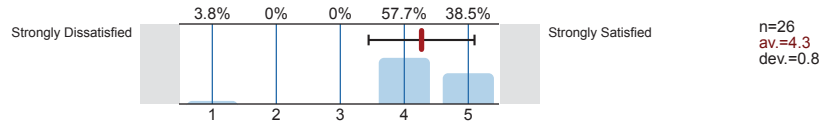


#### 4. Quality of Academic Advising Obtained at MSU

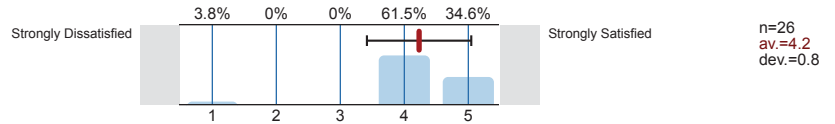
Please rate your satisfaction with each of these items. If you have no experience with any of these, check NA.



4.11) Availability of advisor (email, telephone, etc.) outside scheduled sessions




4.12) Overall academic advisement



Please answer the following question concerning frequency of advising.

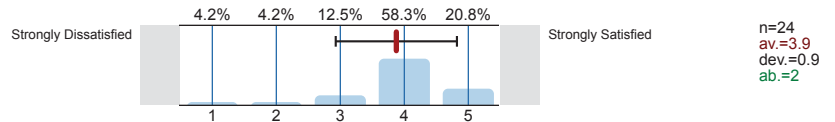
4.13) On average, how often did you receive advising from your advisor during each semester?



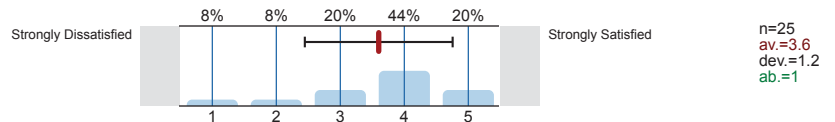
### 5. Quality of Student Services Obtained at MSU

Please rate your level of satisfaction with the following services on campus. If you have no experience with a particular unit, please select NA.

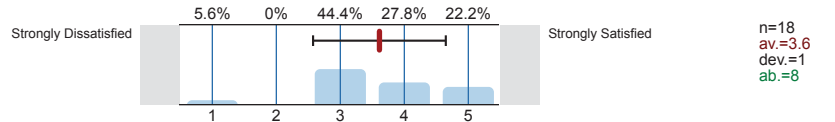
5.1) Office of Admissions and Scholarships



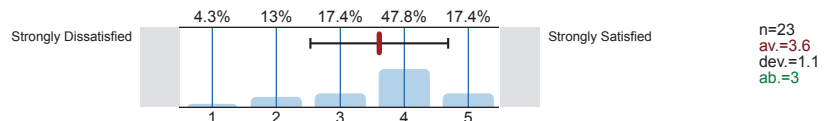
5.2) MSU Bookstore, Barnes and Noble



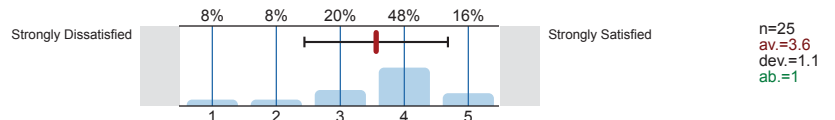
5.3) Center for Student Involvement (Greek Life, Student Organizations)



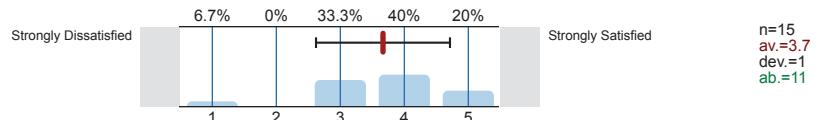
5.4) Campus Dining Services



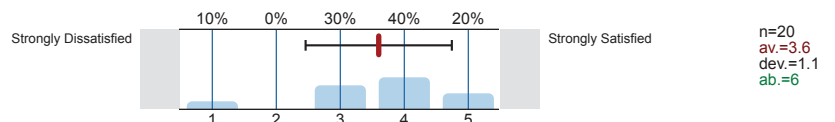
5.5) Student Financial Aid



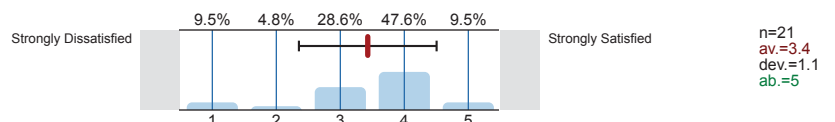
5.6) Holmes Cultural Diversity Center



5.7) The Learning Center



5.8) MSU Police Department







## 6. Quality of the Undergraduate Experience at MSU

Please rate your level of agreement with the following statements.

