



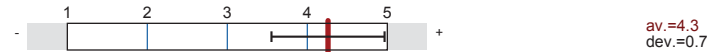
2011-2012-Meridian-Elementary Education Major-Undergraduate Exit Survey Results

No. of responses = 31

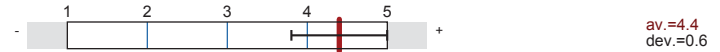
Overall indicators

Global Index

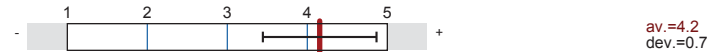
Instruction and Life-Skills Obtained at MSU (Scale width: 5)



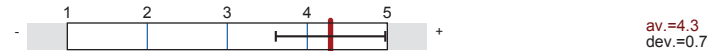

Quality of Academic Advising Obtained at MSU (Scale width: 5)



Quality of Student Services Obtained at MSU (Scale width: 5)



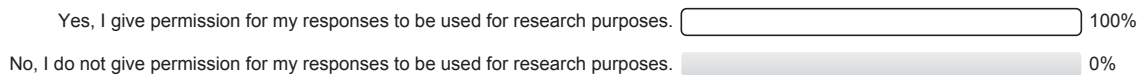
Quality of the Undergraduate Experience at MSU (Scale width: 5)



Survey Results

1. Demographics


1.1) Please consider whether you agree to the use of your information as described and indicate your choice below.



1.3) Original Application Decision Code



1.4) Freshman - Transfer - Other



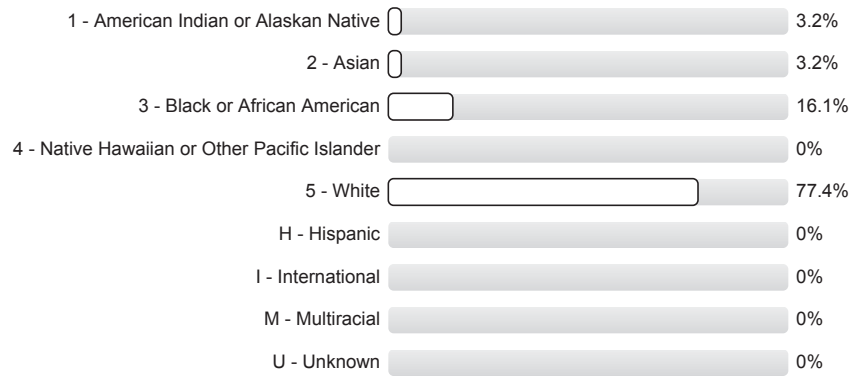
1.5) Confidentiality Indicator



1.6) Gender




1.7) Ethnicity




n=31
av.=4.5
dev.=1.1

1.8) Marital Status




n=3
av.=5
dev.=0

1.9) Residency




n=31
av.=1
dev.=0

1.10) Composite ACT/SAT



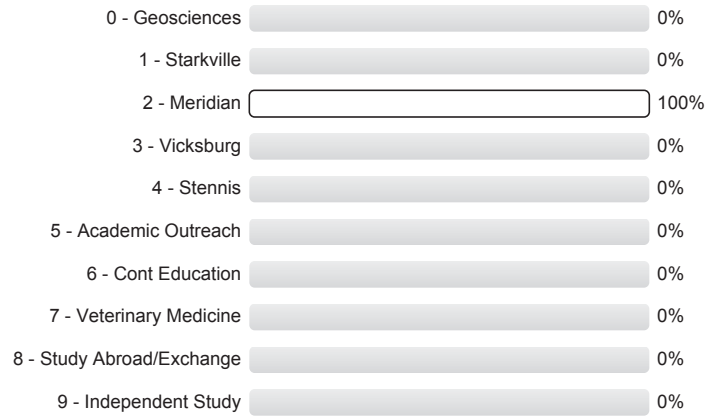
n=14

1.11) Term Graduating




n=31

1.12) Campus of Degree




n=31
av.=2
dev.=0

1.13) College




n=31
av.=6
dev.=0

1.14) Degree




n=31
av.=1
dev.=0

1.15) Department



n=31
av.=620
dev.=0

1.16) Major



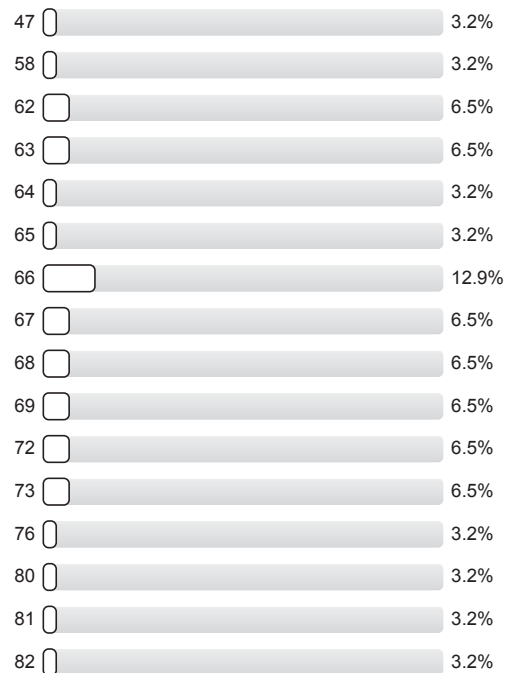
n=31
av.=51
dev.=0

1.17) First Concentration Area



n=31
av.=160
dev.=0

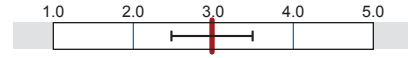
1.18) Number of Transfer Hours



n=31

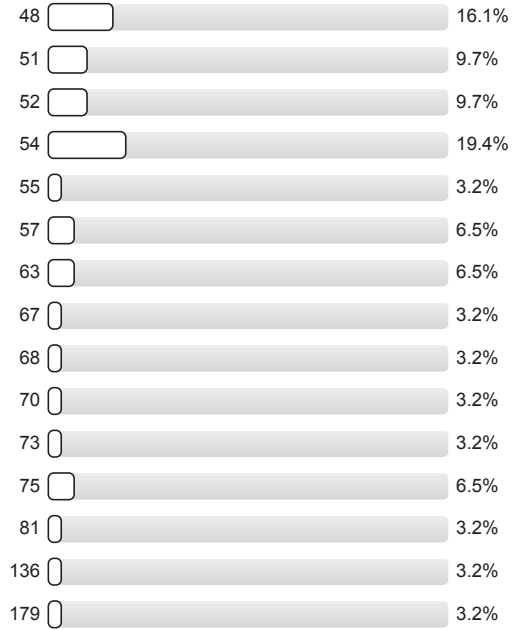


1.19) Transfer Grade Point Average




n=31
av.=3
dev.=0.5

1.20) MSU Hours Earned



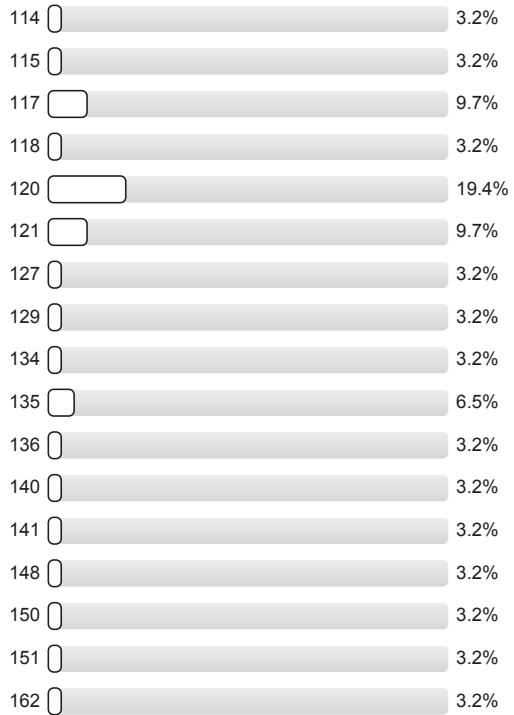
n=31

1.21) MSU Grade Point Average



n=31
av.=3.5
dev.=0.4

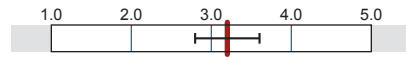
1.22) Overall Hours Earned



n=31



1.23) Overall Grade Point Average



n=31
av.=3.2
dev.=0.4

1.25) College Student with Disabilities



n=1
av.=1
dev.=0

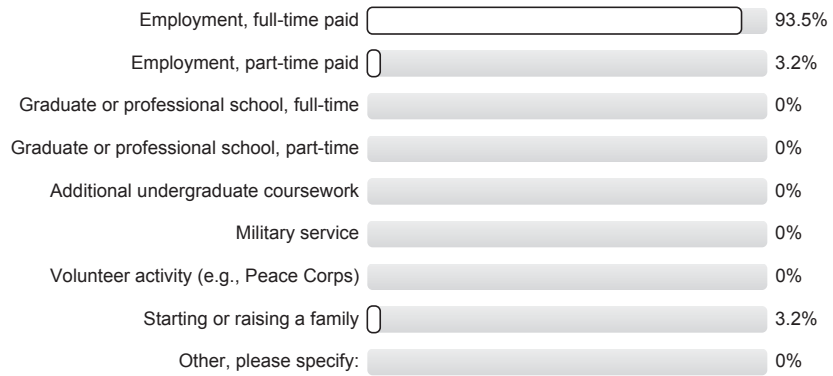
1.27) Veteran Student



n=3
av.=1
dev.=0

2. Future Plans

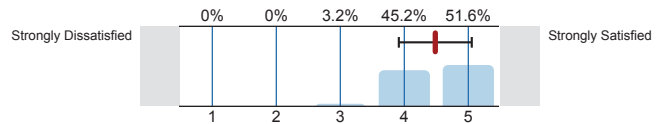
2.1) What is MOST LIKELY to be your principal activity upon graduation?



n=31
av.=1.3
dev.=1.3

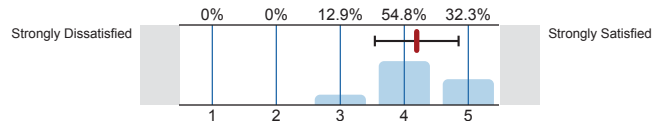
3. Instruction and Life-Skills Obtained at MSU

3.1) Knowledge and application of latest technologies (e.g., computer skills)



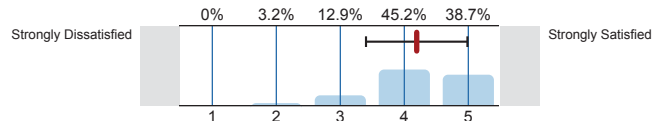
n=31
av.=4.5
dev.=0.6

3.2) Knowledge and application of mathematics, scientific methods, and related quantitative skills



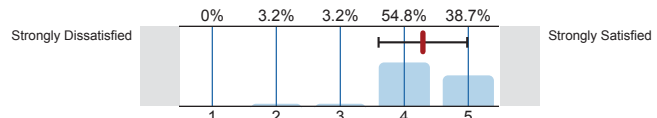
n=31
av.=4.2
dev.=0.7

3.3) Understanding and appreciation of fine arts



n=31
av.=4.2
dev.=0.8

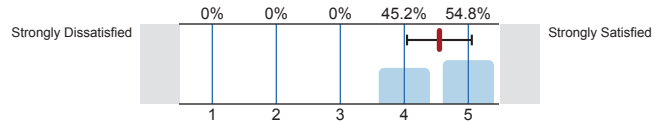
3.4) Understanding of human achievements and human conditions (humanities)



n=31
av.=4.3
dev.=0.7



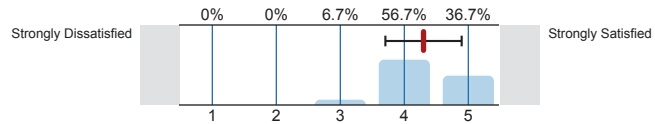
3.18) Enhancement of my development into a mature, informed, responsible citizen



n=31
av.=4.5
dev.=0.5

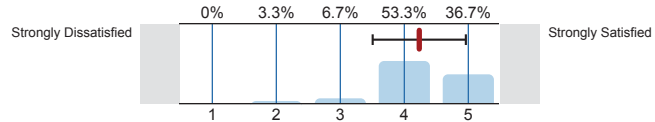
4. Quality of Academic Advising Obtained at MSU

4.1) Orientation Advising



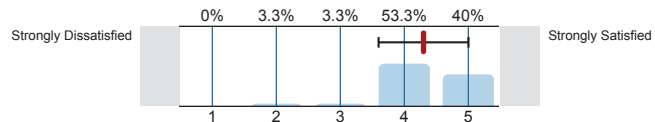
n=30
av.=4.3
dev.=0.6
ab.=1

4.2) College advising office



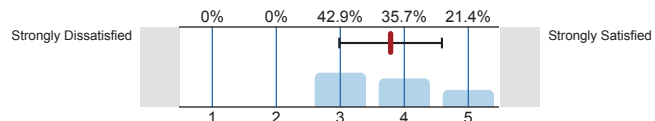
n=30
av.=4.2
dev.=0.7
ab.=1

4.3) Faculty advisor in my department



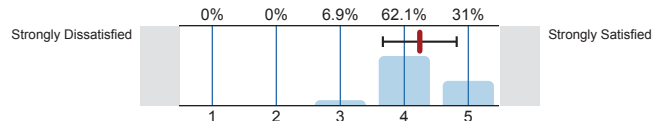
n=30
av.=4.3
dev.=0.7
ab.=1

4.4) Academic athletic advisor



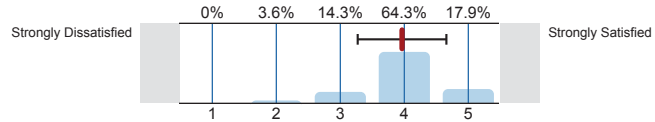
n=14
av.=3.8
dev.=0.8
ab.=17

4.5) Web-based information



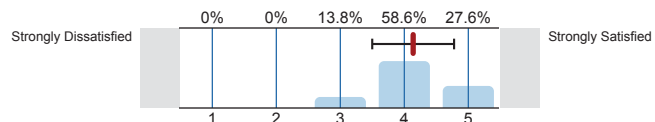
n=29
av.=4.2
dev.=0.6
ab.=2

4.6) Catalogs/other printed materials



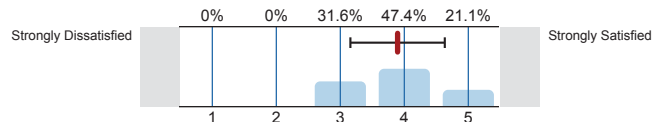
n=28
av.=4
dev.=0.7
ab.=3

4.7) The University Academic Advising Center



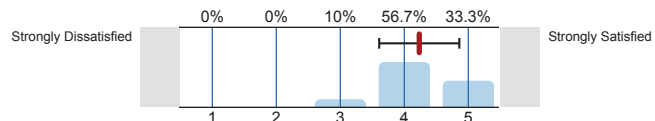
n=29
av.=4.1
dev.=0.6
ab.=2

4.8) Electronic degree audits



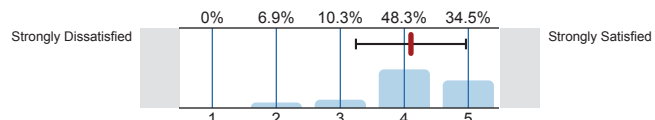
n=19
av.=3.9
dev.=0.7
ab.=12

4.9) Correct information on program/degree requirements



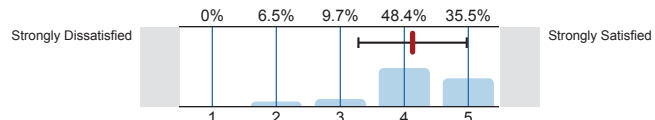
n=30
av.=4.2
dev.=0.6
ab.=1

4.10) Information provided for future career plans



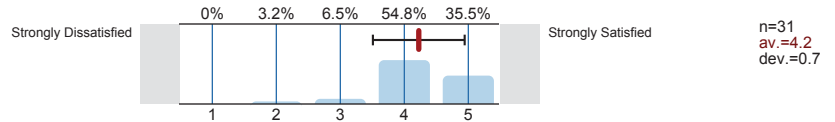
n=29
av.=4.1
dev.=0.9
ab.=2

4.11) Availability of advisor (email, telephone, etc.) outside scheduled sessions




n=31
av.=4.1
dev.=0.8

4.12) Overall academic advisement

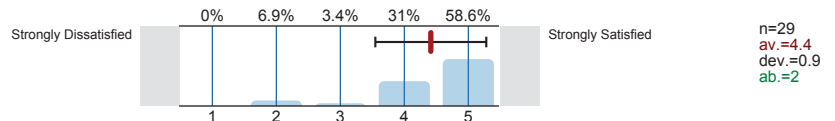


4.13) On average, how often did you receive advising from your advisor during each semester?

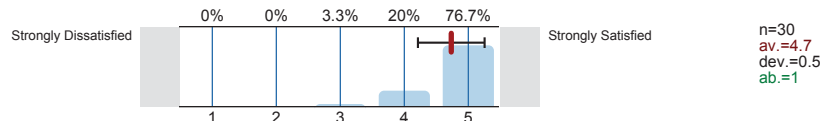


5. Quality of Student Services Obtained at MSU

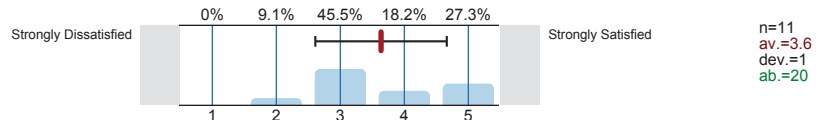
5.1) Office of Admissions and Scholarships



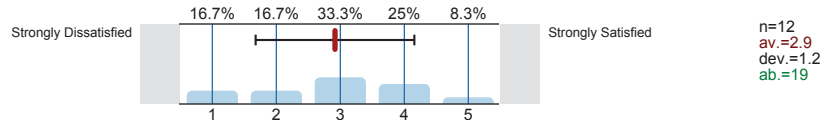
5.2) MSU Bookstore, Barnes and Noble



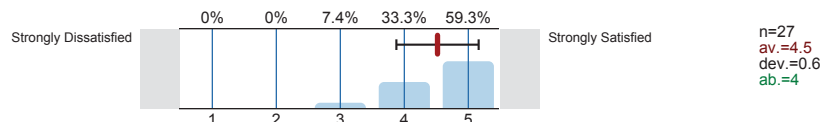
5.3) Center for Student Involvement (Greek Life, Student Organizations)



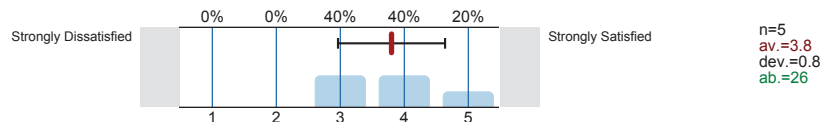
5.4) Campus Dining Services



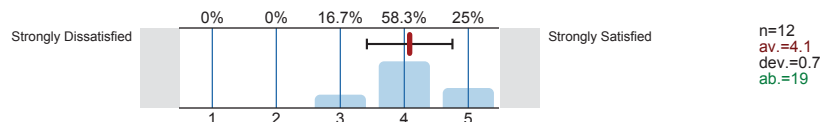
5.5) Student Financial Aid



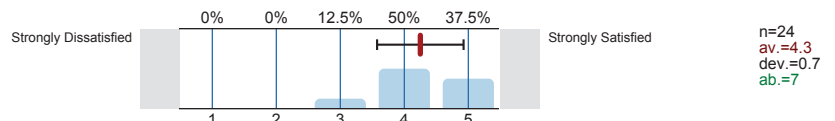
5.6) Holmes Cultural Diversity Center



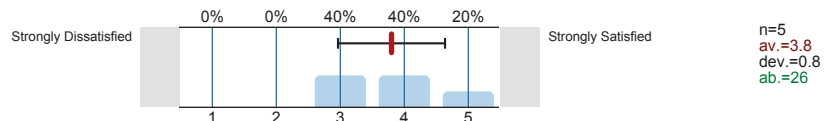
5.7) The Learning Center



5.8) MSU Police Department

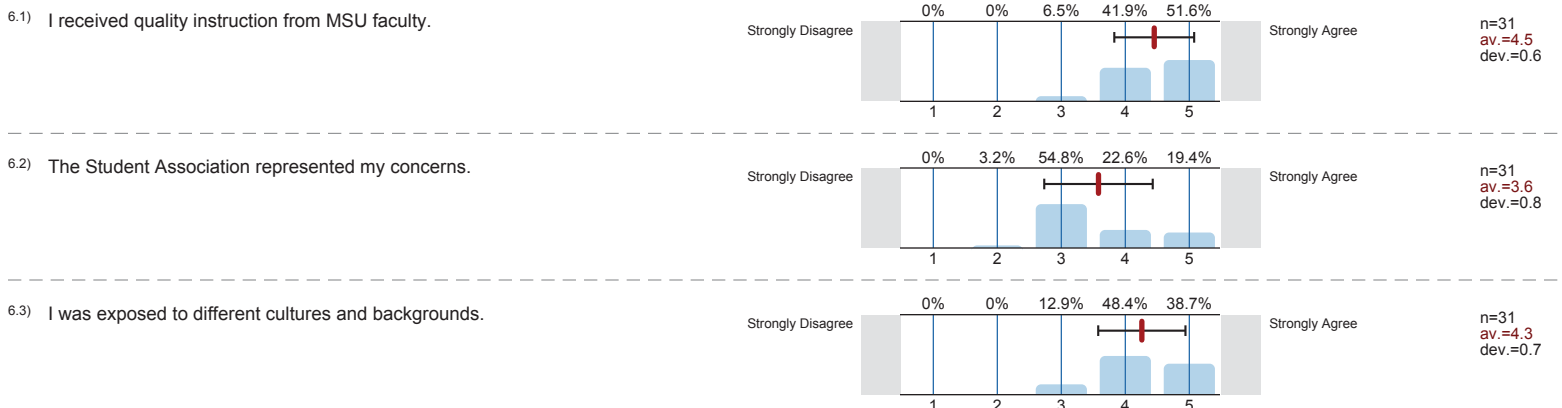


5.9) Student Housing and Residence Life

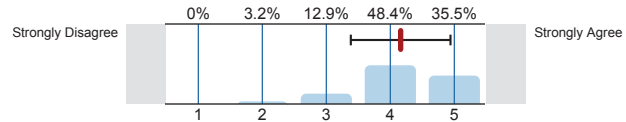




6. Quality of the Undergraduate Experience at MSU

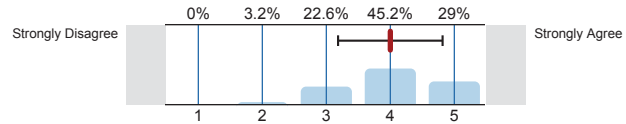


6.4) The faculty and administrators at MSU represent diverse ethnic and racial groups.



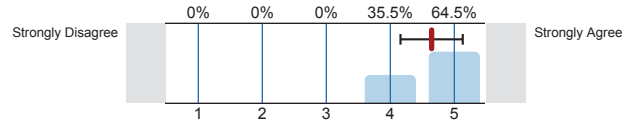
n=31
av.=4.2
dev.=0.8

6.5) Opportunities for volunteer or community service work were available at MSU.



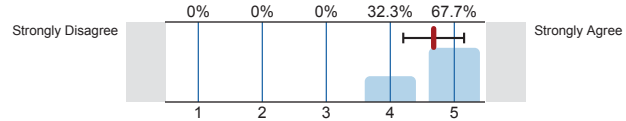
n=31
av.=4
dev.=0.8

6.6) Computer labs and technology resources met my needs.



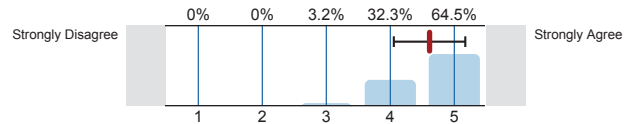
n=31
av.=4.6
dev.=0.5

6.7) I felt safe on campus.



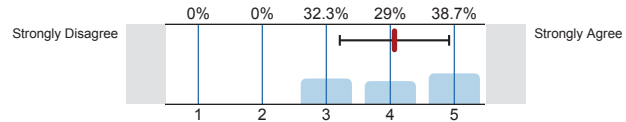
n=31
av.=4.7
dev.=0.5

6.8) The general campus climate at MSU is welcoming to all.



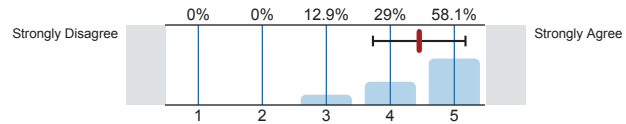
n=31
av.=4.6
dev.=0.6

6.9) My overall extracurricular experience at MSU was positive.



n=31
av.=4.1
dev.=0.9

6.10) If I had to do it over again, I would attend MSU.



n=31
av.=4.5
dev.=0.7