



2011-2012GR-Meridian-Elementary Education Major-Graduate Exit Survey Results

No. of responses = 1

Overall indicators

Global Index

3. Quality of Intellectual Environment/Experience




4. Quality of Instruction (Including Resources)



5. Quality of Academic Resources and Services



6. Quality of Student Life Services




Survey Results

1. Demographics

1.1) Please consider whether you agree to the use of your information as described and indicate your choice below.



1.3) Term Applied For Admission




1.4) Confidentiality Indicator



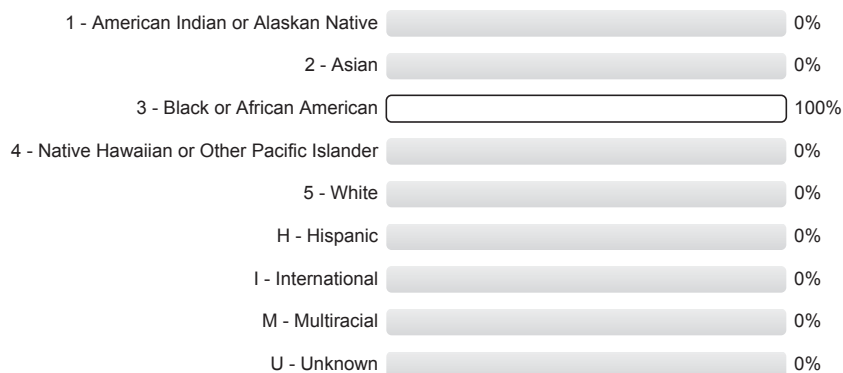
1.6) Gender



1.7) Citizenship




1.8) Ethnicity



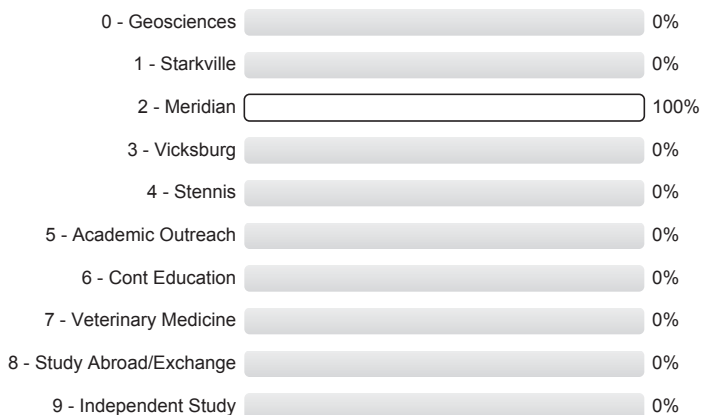
n=1
av.=3
dev.=0

1.9) Term Graduating




n=1

1.10) Campus of Degree



n=1
av.=2
dev.=0

1.11) College



n=1
av.=6
dev.=0

1.12) Degree



n=1
av.=2
dev.=0

1.13) Major



n=1
av.=51
dev.=0

1.14) First Concentration Area

The evaluation will not be displayed due to low response rate.

2. General Questions

2.1) Did you graduate in the degree area/discipline in which you initially enrolled?

Yes 100%

No 0%

n=1
av.=1
dev.=0

2.2) Have your career plans changed from what you intended when you first entered graduate school?

Yes 0%

No 100%

n=1
av.=2
dev.=0

2.3) What describes your immediate postgraduate plans?

Seeking employment 0%

Employed or accepted a position 0%

Seeking additional study 0%

Engaged in additional study/training 100%

Undecided 0%

n=1
av.=4
dev.=0

2.4) If you selected "Employed or accepted a position" above, please select type:

Education (PK-12) 100%

Education (University or College Faculty) 0%

Education (University or College Staff) 0%

Government 0%

Private Sector (Business/Industry) 0%

Other 0%

N/A 0%

n=1
av.=1
dev.=0

2.5) If you selected "Engaged in additional study/training" above, indicate the type of study:

Doctoral Study 0%

Postdoctoral Research Associate 0%

Traineeship 0%

Other Study, please specify: 100%

N/A 0%

n=1
av.=4
dev.=0

2.7) Where do you intend to live/work/study immediately after receiving your degree?

At Mississippi State University 100%


In Mississippi 0%

Not in Mississippi but in the U.S. 0%

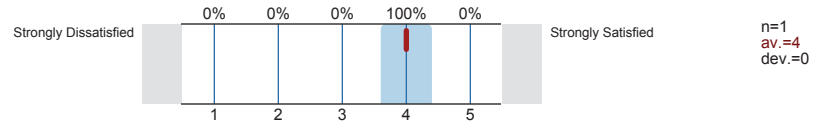
Not in the U.S. 0%

n=1
av.=1
dev.=0

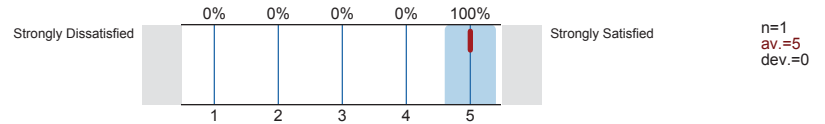
3. Quality of Intellectual Environment/Experience



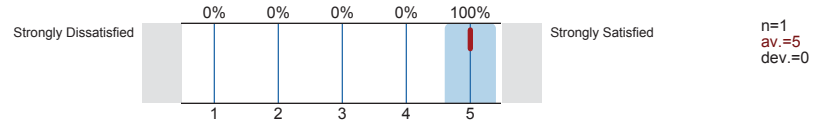
3.14) Enhanced appreciation for cultural diversity



3.15) Overall quality of program

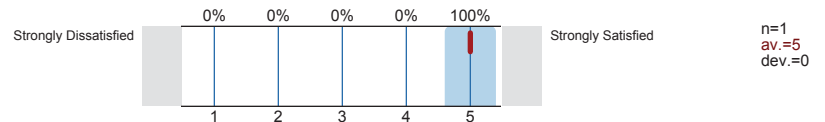


3.16) Overall quality of campus intellectual environment/experience

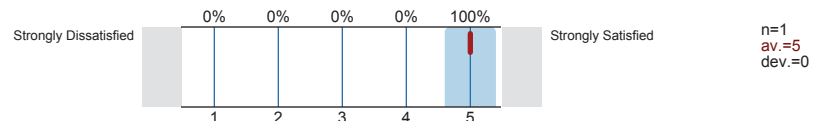


4. Quality of Instruction (Including Resources)

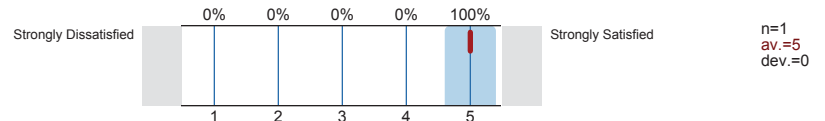
4.1) Accessibility of faculty



4.2) Faculty advising



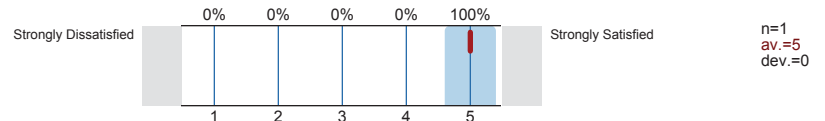
4.3) Mentoring received from major professor/graduate committee



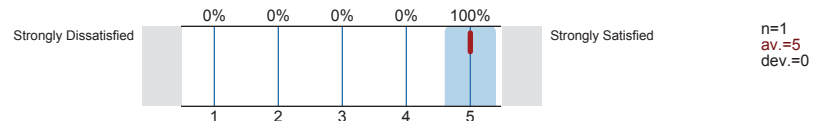
4.4) Thesis/dissertation direction

The evaluation will not be displayed due to low response rate.

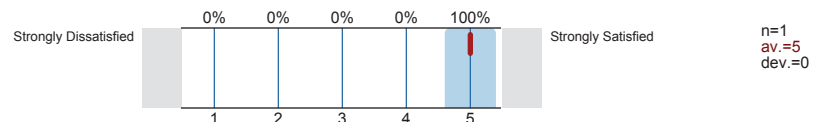
4.5) Classrooms (including associated instructional technology)



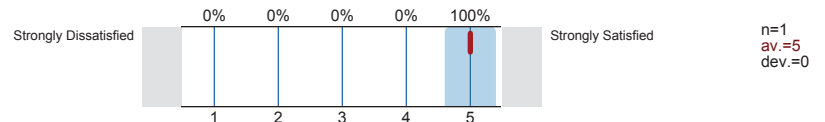
4.6) Laboratory facilities



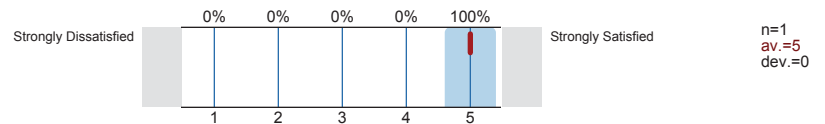
4.7) Laboratory equipment and/or research facilities



4.8) Accessibility of laboratory equipment and/or research facilities



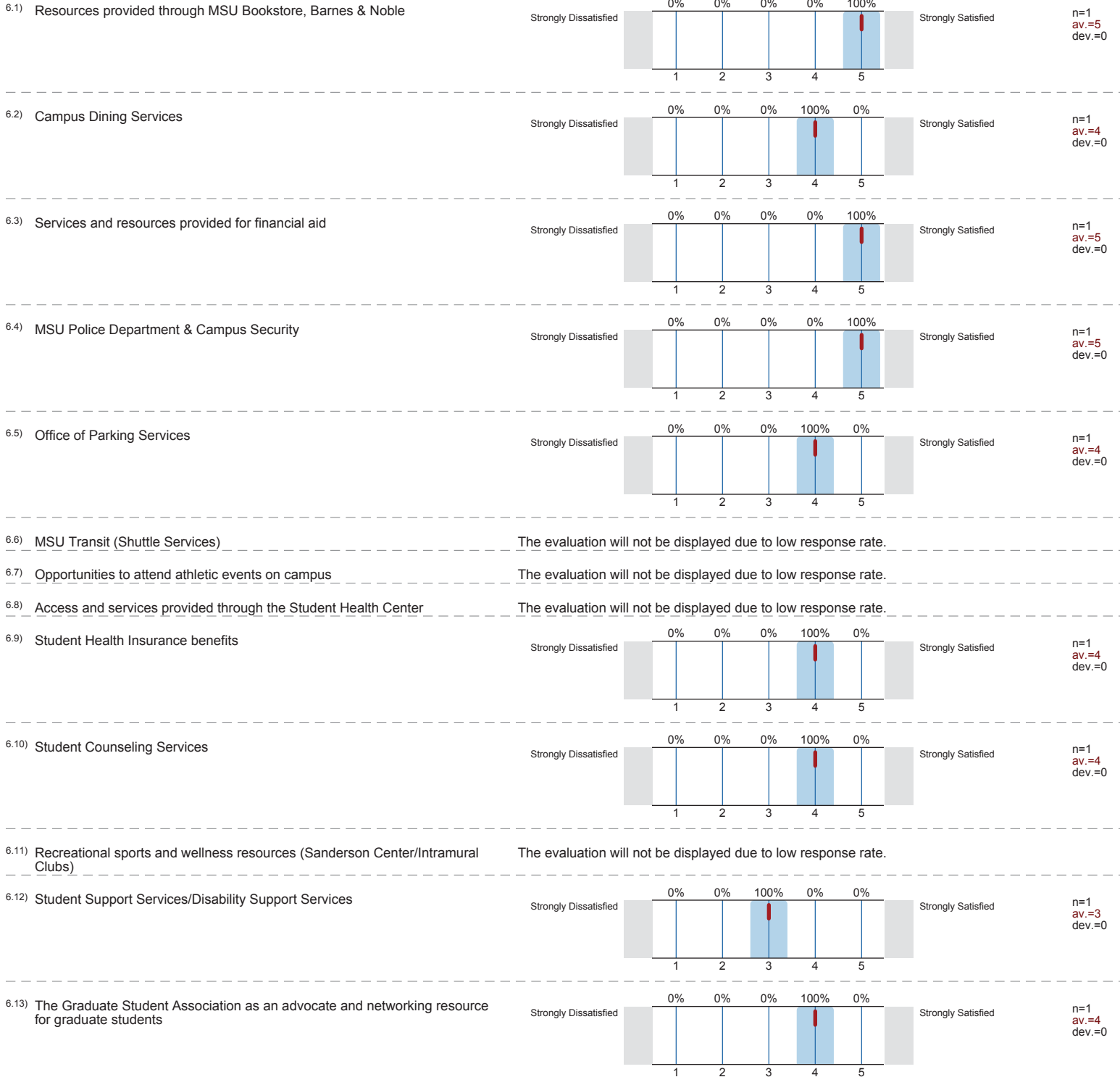
4.9) Overall quality of instruction (delivery & learning outcomes)



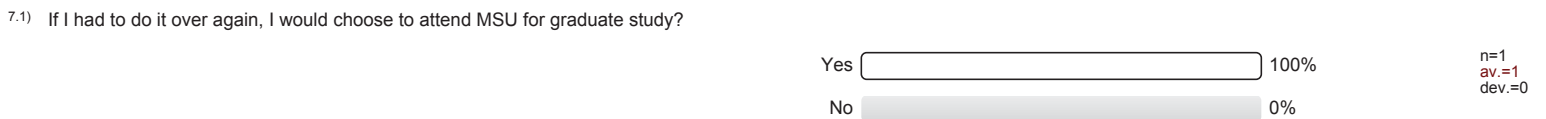
5. Quality of Academic Resources and Services



6. Quality of Student Life Services



7. Overall Experience and Recommendations



7.2) Would you recommend to others that they apply/enroll for study in your graduate degree area/discipline at MSU?

Yes 100%
No 0%

n=1
av.=1
dev.=0

7.3) Would you recommend to any prospective graduate student that they strongly consider MSU?

Yes 100%
No 0%

n=1
av.=1
dev.=0