



# 2010-2011-Meridian-Secondary Education Major-Undergraduate Exit Survey Results

No. of responses = 9

## Overall indicators

### Global Index

Instruction and Life-Skills Obtained at MSU (Scale width: 5)



av.=4.1  
dev.=0.8

Quality of Academic Advising Obtained at MSU (Scale width: 5)



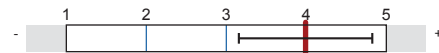
av.=4.4  
dev.=0.6

Quality of Student Services Obtained at MSU (Scale width: 5)

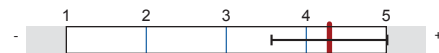


av.=3.7  
dev.=1.2

Quality of the Undergraduate Experience at MSU (Scale width: 5)



av.=4  
dev.=0.8



av.=4.3  
dev.=0.7

## Survey Results

### 1. Demographics

1.1) Please consider whether you agree to the use of your information as described and indicate your choice below.

Yes, I give permission for my responses to be used for research purposes.  100%

No, I do not give permission for my responses to be used for research purposes.  0%

n=9  
av.=1  
dev.=0

1.3) Student Admit Type

0 - Undeclared  0%

1 - Freshmen  11.1%

2 - New Transfer  88.9%

6 - New Professional  0%

C - Continuing Student  0%

D - Former Graduate  0%

H - Readmission with Transfer Work  0%

I - Independent Studies  0%

N - New Graduate  0%

R - Readmission  0%


n=9  
av.=2.9  
dev.=0.3

## 1.4) Admission Code




n=9  
av.=6.1  
dev.=6.3

## 1.5) Term Applied For Admission




n=9

## 1.6) Original Application Decision Code




n=9  
av.=1.6  
dev.=0.5

## 1.7) Freshman - Transfer - Other



n=9  
av.=1.9  
dev.=0.3

## 1.8) Confidentiality Indicator




n=6  
av.=2  
dev.=0

## 1.10) Gender



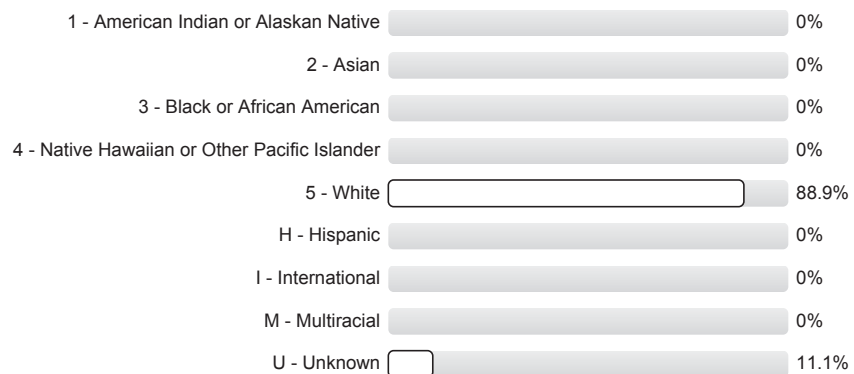
n=9  
av.=1.4  
dev.=0.5

## 1.11) Citizenship




n=9  
av.=1  
dev.=0

## 1.12) Ethnicity




n=9  
av.=5.4  
dev.=1.3

## 1.13) Religious Affiliation




n=9  
av.=4.1  
dev.=4.5

## 1.14) Marital Status



n=2  
av.=3  
dev.=0

## 1.15) Residency




n=9  
av.=1  
dev.=0

## 1.18) Composite ACT/SAT



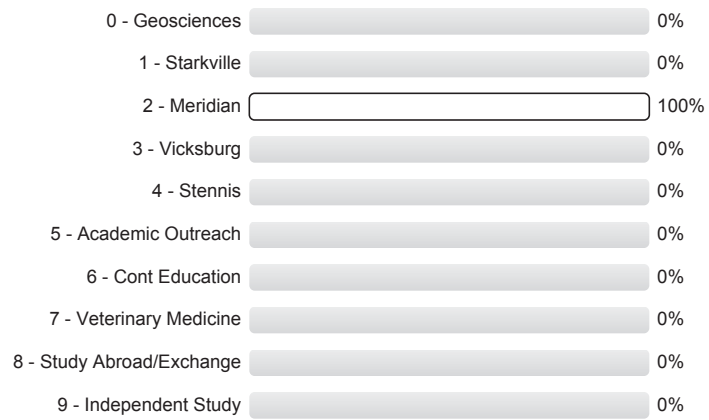
n=7

## 1.19) Term Graduating



n=9

## 1.21) Campus of Degree




n=9  
av.=2  
dev.=0

## 1.22) College




n=9  
av.=6  
dev.=0

## 1.23) Degree



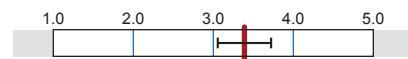
n=9  
av.=1  
dev.=0

## 1.30) Number of Transfer Hours




n=9

## 1.31) Transfer Grade Point Average



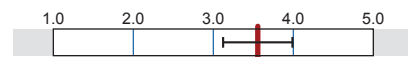
n=9  
av.=3.4  
dev.=0.3

## 1.32) MSU Hours Earned



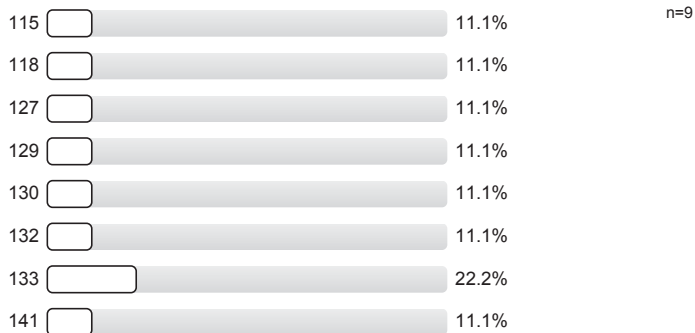
n=9

## 1.33) MSU Grade Point Average



n=9  
av.=3.6  
dev.=0.4

1.34) Overall Hours Earned




1.35) Overall Grade Point Average



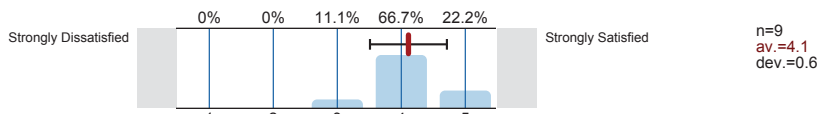
2. Future Plans

2.1) What is MOST LIKELY to be your principal activity upon graduation?

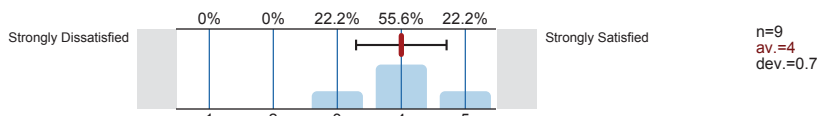


3. Instruction and Life-Skills Obtained at MSU

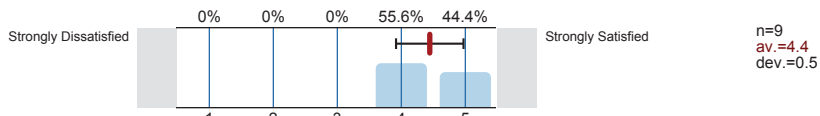
3.1) Knowledge and application of latest technologies (e.g., computer skills)



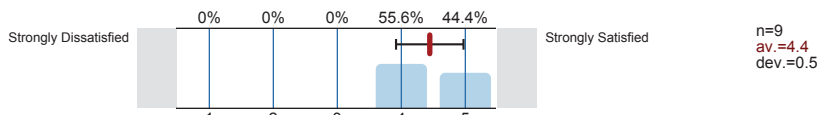
3.2) Knowledge and application of mathematics, scientific methods, and related quantitative skills



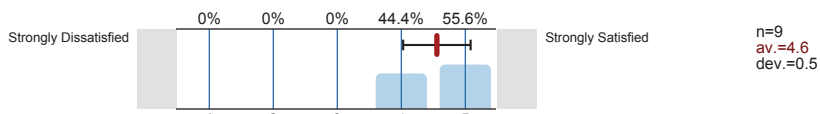
3.3) Understanding and appreciation of fine arts



3.4) Understanding of human achievements and human conditions (humanities)



3.5) Development of effective communication skills (written and oral)






## 4. Quality of Academic Advising Obtained at MSU



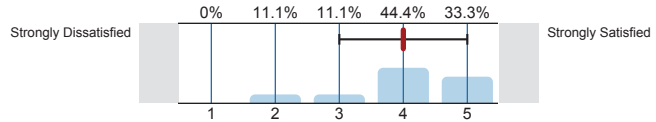
4.13) On average, how often did you receive advising from your advisor during **each semester**?



n=9  
av.=1.7  
dev.=0.5

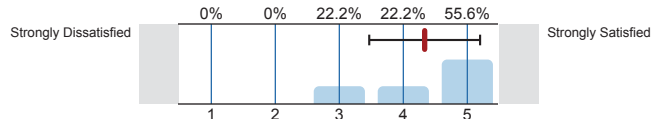
**5. Quality of Student Services Obtained at MSU**

5.1) Office of Admissions and Scholarships



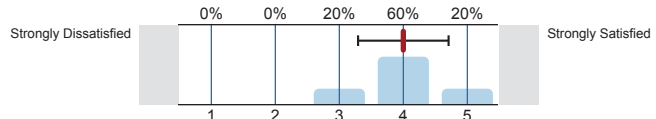
n=9  
av.=4  
dev.=1

5.2) MSU Bookstore, Barnes and Noble



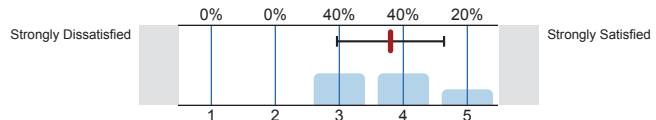
n=9  
av.=4.3  
dev.=0.9

5.3) Center for Student Involvement (Greek Life, Student Organizations)



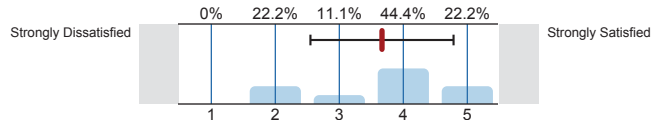
n=5  
av.=4  
dev.=0.7  
ab.=4

5.4) Campus Dining Services



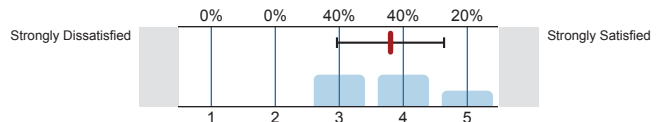
n=5  
av.=3.8  
dev.=0.8  
ab.=4

5.5) Student Financial Aid



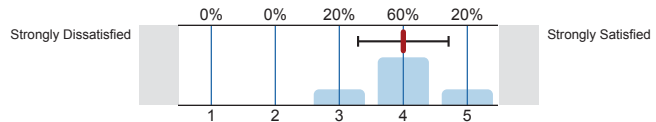
n=9  
av.=3.7  
dev.=1.1

5.6) Holmes Cultural Diversity Center



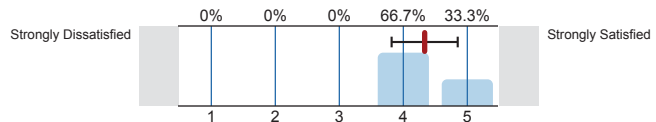
n=5  
av.=3.8  
dev.=0.8  
ab.=4

5.7) The Learning Center



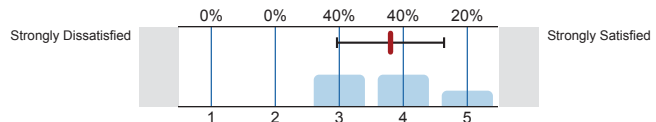
n=5  
av.=4  
dev.=0.7  
ab.=4

5.8) MSU Police Department



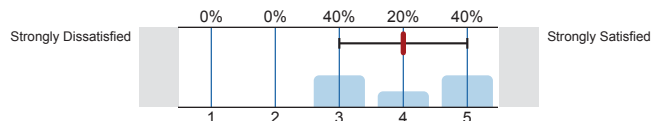
n=6  
av.=4.3  
dev.=0.5  
ab.=3

5.9) Student Housing and Residence Life




n=5  
av.=3.8  
dev.=0.8  
ab.=4

5.10) Sanderson Center/Recreational Sports



n=5  
av.=4  
dev.=1  
ab.=4

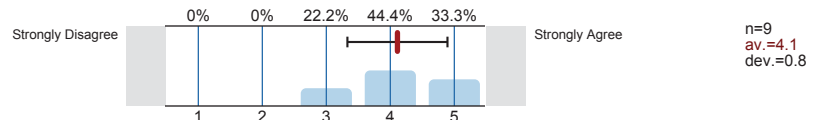




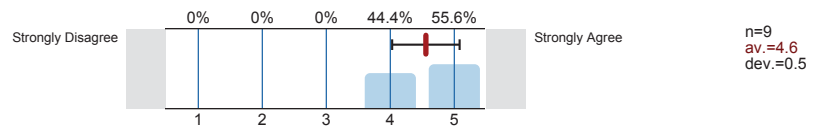
## 6. Quality of the Undergraduate Experience at MSU



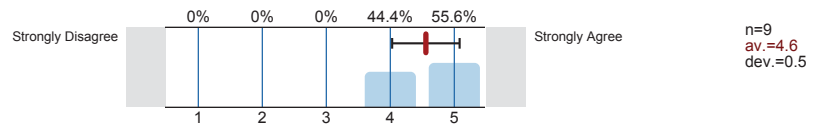
6.5) Opportunities for volunteer or community service work were available at MSU.



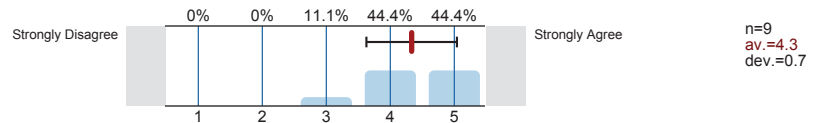
6.6) Computer labs and technology resources met my needs.



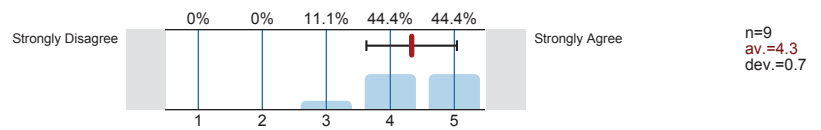
6.7) I felt safe on campus.



6.8) The general campus climate at MSU is welcoming to all.



6.9) My overall extracurricular experience at MSU was positive.



6.10) If I had to do it over again, I would attend MSU.

