



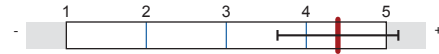
2009-2010-Meridian-Secondary Education Major-Undergraduate Exit Survey Results

No. of responses = 11

Overall indicators

Global Index

Instruction and Life-Skills Obtained at MSU (Scale width: 5)



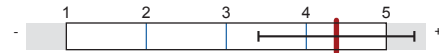
av.=4.4
dev.=0.8

Quality of Academic Advising Obtained at MSU (Scale width: 5)



av.=4.3
dev.=0.7

Quality of Student Services Obtained at MSU (Scale width: 5)



av.=4.4
dev.=1

Quality of the Undergraduate Experience at MSU (Scale width: 5)



av.=4.3
dev.=0.8

Survey Results

1. Demographics

1.1) Please consider whether you agree to the use of your information as described and indicate your choice below.

Yes, I give permission for my responses to be used for research purposes. 100%

No, I do not give permission for my responses to be used for research purposes. 0%

n=11
av.=1
dev.=0

1.3) Student Admit Type

0 - Undeclared 0%

1 - Freshmen 0%

2 - New Transfer 100%

6 - New Professional 0%

C - Continuing Student 0%

D - Former Graduate 0%

H - Readmission with Transfer Work 0%

I - Independent Studies 0%

N - New Graduate 0%

R - Readmission 0%


n=11
av.=3
dev.=0

1.4) Admission Code



n=11
av.=3.7
dev.=0.5

1.5) Term Applied For Admission




n=11

1.6) Original Application Decision Code



n=11
av.=1.3
dev.=0.5

1.7) Freshman - Transfer - Other



n=11
av.=2
dev.=0

1.8) Confidentiality Indicator




n=7
av.=2
dev.=0

1.10) Gender



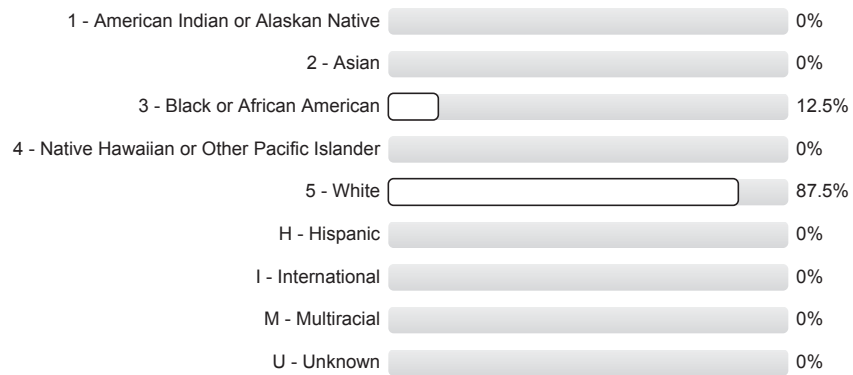
n=11
av.=1.6
dev.=0.5

1.11) Citizenship




n=11
av.=1
dev.=0

1.12) Ethnicity




n=8
av.=4.8
dev.=0.7

1.13) Religious Affiliation




n=11
av.=9.7
dev.=7.1

1.14) Marital Status



n=2
av.=3
dev.=0

1.15) Residency



n=11
av.=1
dev.=0

1.18) Composite ACT/SAT



n=5

1.19) Term Graduating



n=11

1.20) First Program of Studies

06-BS-SEED 100%n=8
av.=6
dev.=0

1.21) Campus of Degree

0 - Geosciences 0%1 - Starkville 0%2 - Meridian 100%3 - Vicksburg 0%4 - Stennis 0%5 - Academic Outreach 0%6 - Cont Education 0%7 - Veterinary Medicine 0%8 - Study Abroad/Exchange 0%9 - Independent Study 0%n=11
av.=2
dev.=0

1.22) College

6 - Education 100%n=11
av.=6
dev.=0

1.23) Degree

BS - 1Bachelor 100%n=11
av.=1
dev.=0

1.24) Department

620 - Curriculum, Instruction & Special Ed 100%n=11
av.=620
dev.=0

1.25) Major

SEED - Secondary Education 100%n=8
av.=113
dev.=0

1.26) First Concentration Area

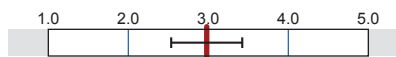
ENED - English Education 45.5%SS - Sport Studies 9.1%SSED - Social Studies Education 45.5%n=11
av.=163.5
dev.=75.1

1.30) Number of Transfer Hours

65 9.1%71 9.1%73 9.1%74 9.1%75 9.1%78 9.1%84 9.1%91 9.1%103 9.1%132 9.1%207 9.1%


n=11

1.31) Transfer Grade Point Average



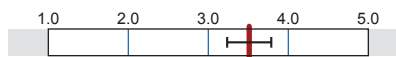
n=10
av.=3
dev.=0.4

1.32) MSU Hours Earned




n=11

1.33) MSU Grade Point Average



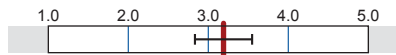
n=9
av.=3.5
dev.=0.3

1.34) Overall Hours Earned



n=11

1.35) Overall Grade Point Average



n=10
av.=3.2
dev.=0.4


1.39) Veteran Student



n=3
av.=1
dev.=0

2. Future Plans

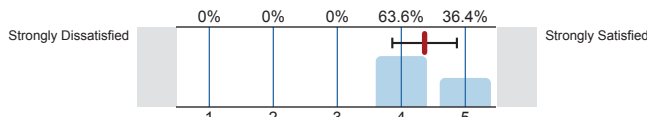
2.1) What is MOST LIKELY to be your principal activity upon graduation?



n=11
av.=1.5
dev.=1.5

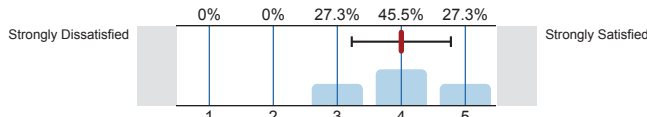
3. Instruction and Life-Skills Obtained at MSU

3.1) Knowledge and application of latest technologies (e.g., computer skills)



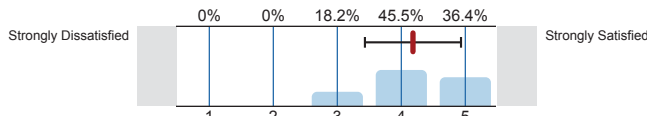
n=11
av.=4.4
dev.=0.5

3.2) Knowledge and application of mathematics, scientific methods, and related quantitative skills



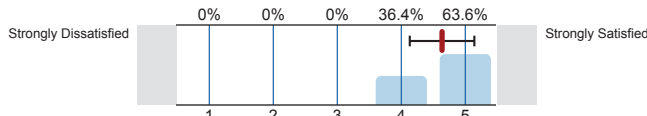
n=11
av.=4
dev.=0.8

3.3) Understanding and appreciation of fine arts



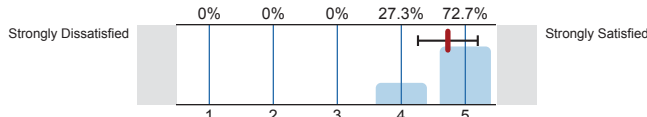
n=11
av.=4.2
dev.=0.8

3.4) Understanding of human achievements and human conditions (humanities)



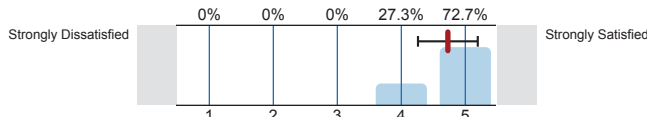
n=11
av.=4.6
dev.=0.5

3.5) Development of effective communication skills (written and oral)



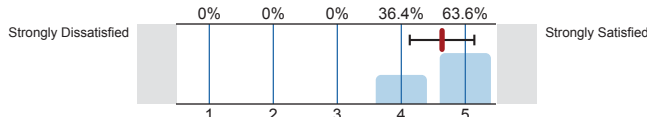
n=11
av.=4.7
dev.=0.5

3.6) Application of critical-thinking and problem-solving skills



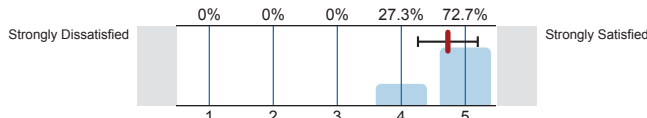
n=11
av.=4.7
dev.=0.5

3.7) Development of leadership skills



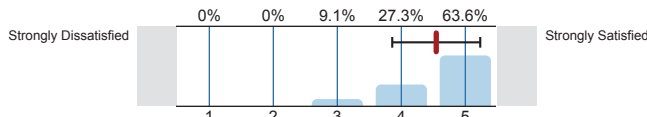
n=11
av.=4.6
dev.=0.5

3.8) Learning to think and work independently




n=11
av.=4.7
dev.=0.5

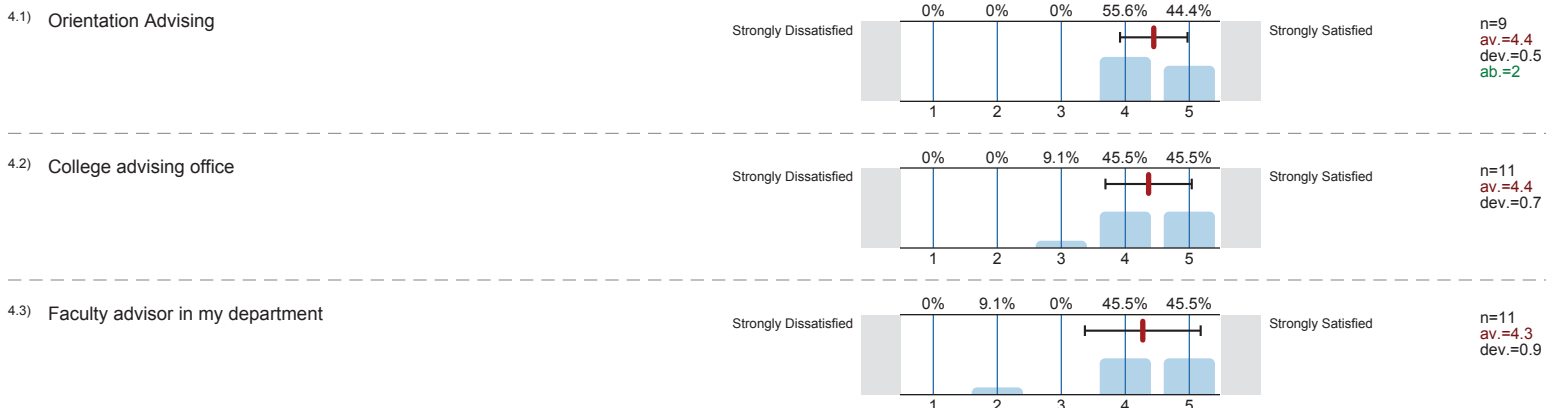
3.9) Participation in meaningful group/interdisciplinary learning experiences

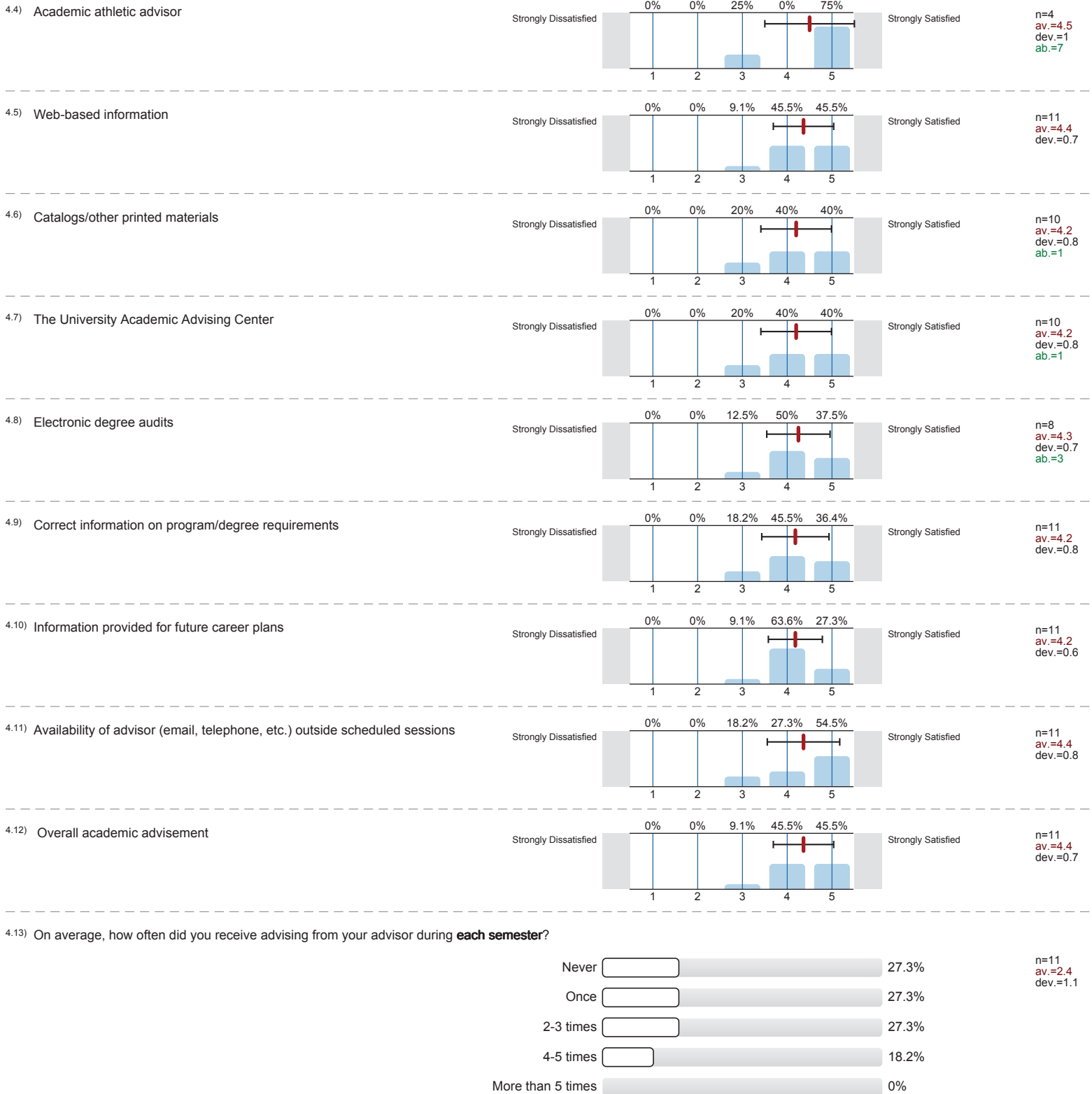


n=11
av.=4.5
dev.=0.7



4. Quality of Academic Advising Obtained at MSU



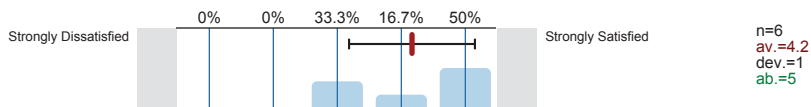


5. Quality of Student Services Obtained at MSU

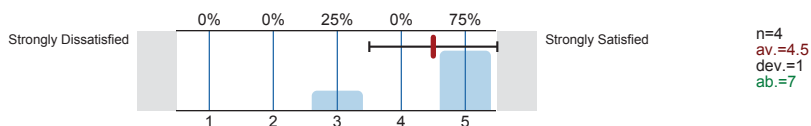




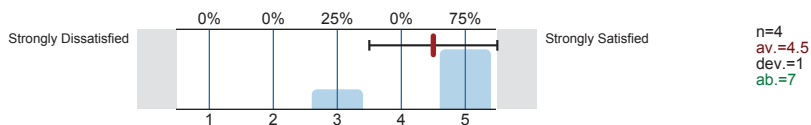
5.15) Office of Parking Services



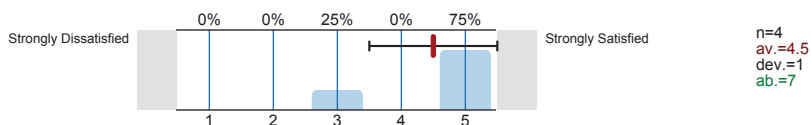
5.16) MSU Transit (Shuttle Services)



5.17) Shackouls Honors College

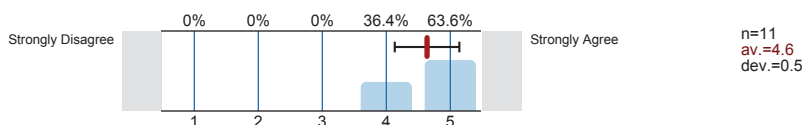


5.18) Athletic events

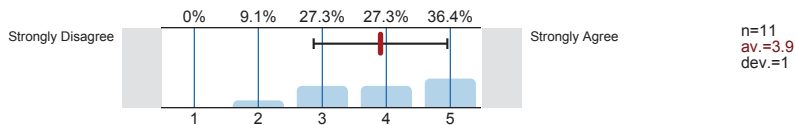


6. Quality of the Undergraduate Experience at MSU

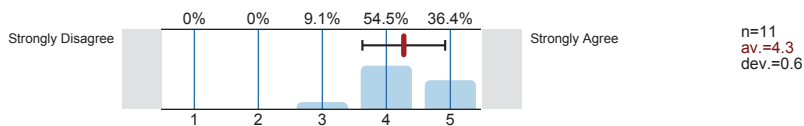
6.1) I received quality instruction from MSU faculty.



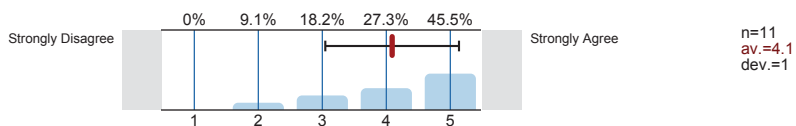
6.2) The Student Association represented my concerns.



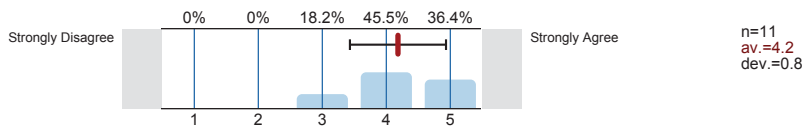
6.3) I was exposed to different cultures and backgrounds.



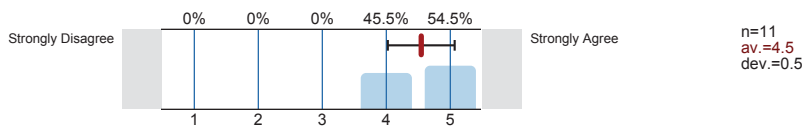
6.4) The faculty and administrators at MSU represent diverse ethnic and racial groups.



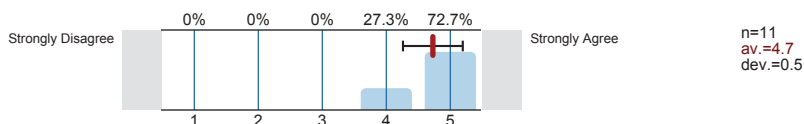
6.5) Opportunities for volunteer or community service work were available at MSU.



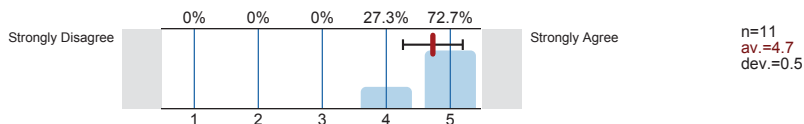
6.6) Computer labs and technology resources met my needs.



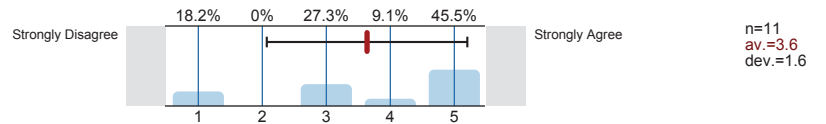
6.7) I felt safe on campus.



6.8) The general campus climate at MSU is welcoming to all.



6.9) My overall extracurricular experience at MSU was positive.



6.10) If I had to do it over again, I would attend MSU.

