



2015-2016-Starkville-College of Education-Undergraduate Exit Survey Results

No. of responses = 494

Overall indicators

Global Index

Instruction and Life-Skills Obtained at MSU (Scale width: 5)



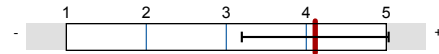
av.=4.3
dev.=0.8

Quality of Academic Advising Obtained at MSU (Scale width: 5)



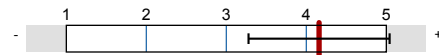
av.=4.4
dev.=0.7

Quality of Student Services Obtained at MSU (Scale width: 5)



av.=4.1
dev.=0.9

Quality of the Undergraduate Experience at MSU (Scale width: 5)



av.=4.2
dev.=0.9



av.=4.4
dev.=0.8

Survey Results

1. Demographics

1.1) Please consider whether you agree to the use of your information as described and indicate your choice below.

Yes, I give permission for my responses to be used for research purposes. 100%

No, I do not give permission for my responses to be used for research purposes. 0%

n=494
av.=1
dev.=0

1.3) Original Application Decision Code

AA - Admit 13.4%

AF - Admit Contingent 86.6%

n=494
av.=1.9
dev.=0.3

1.4) Freshman - Transfer - Other

F - Freshman 60.7%

T - Transfer 39.3%

O - Other 0%

n=494
av.=1.4
dev.=0.5

1.5) Confidentiality Indicator

Yes 0%

No 100%

n=475
av.=2
dev.=0


1.6) Gender

F - Female 68.4%


M - Male 31.6%

n=494
av.=1.3
dev.=0.5


1.7) Ethnicity



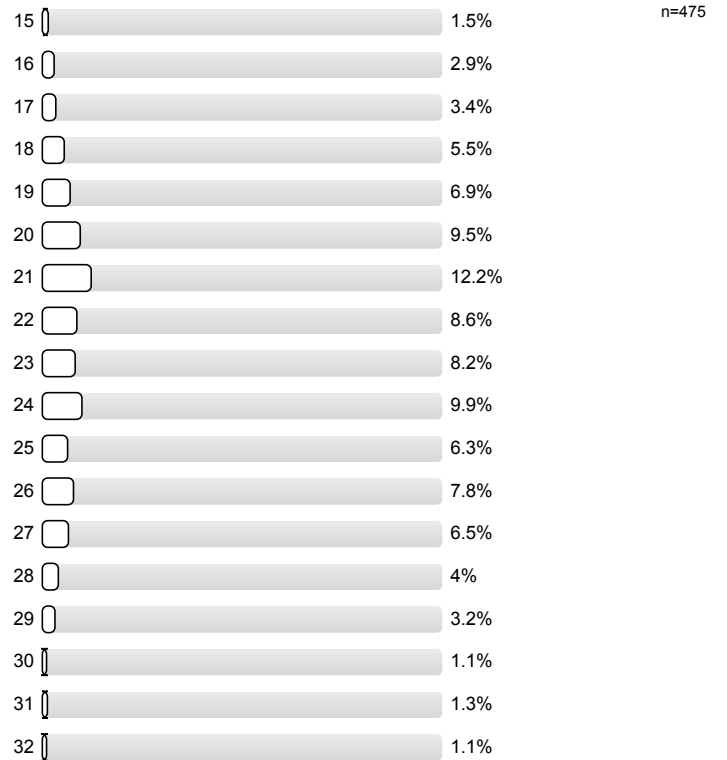
1.8) Marital Status



1.9) Residency



1.10) Composite ACT/SAT

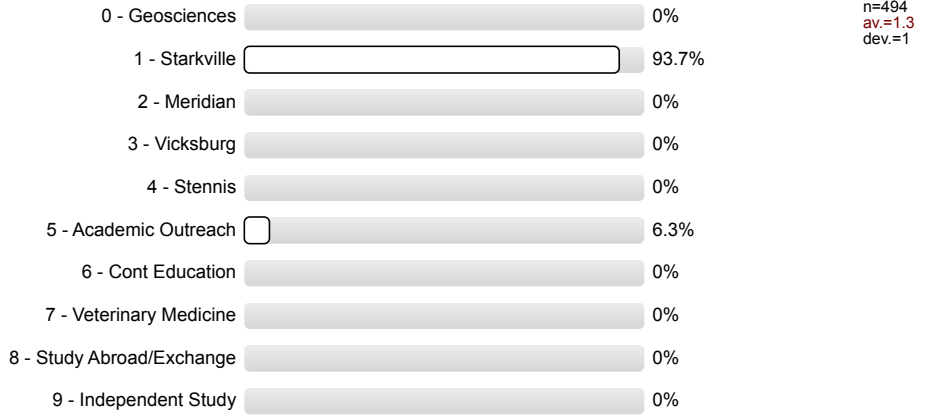


33 0.2%


1.11) Term Graduating




1.12) Campus of Degree



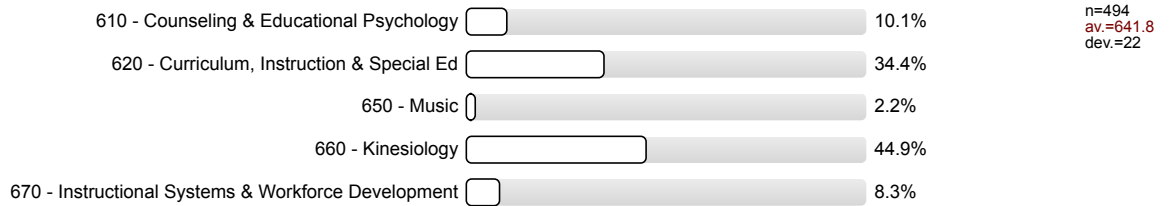
1.13) College




1.14) Degree



1.15) Department




1.16) Major



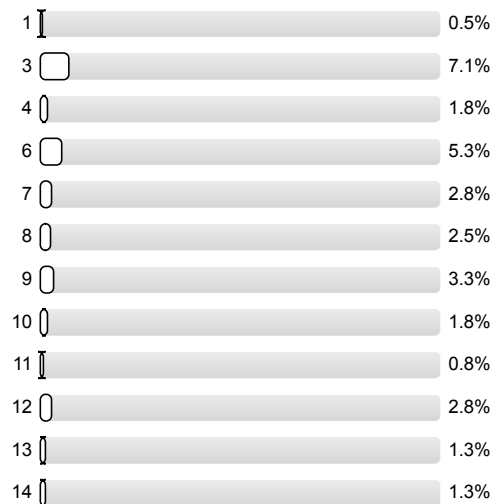
n=494
av.=106.9
dev.=27.9

1.17) First Concentration Area

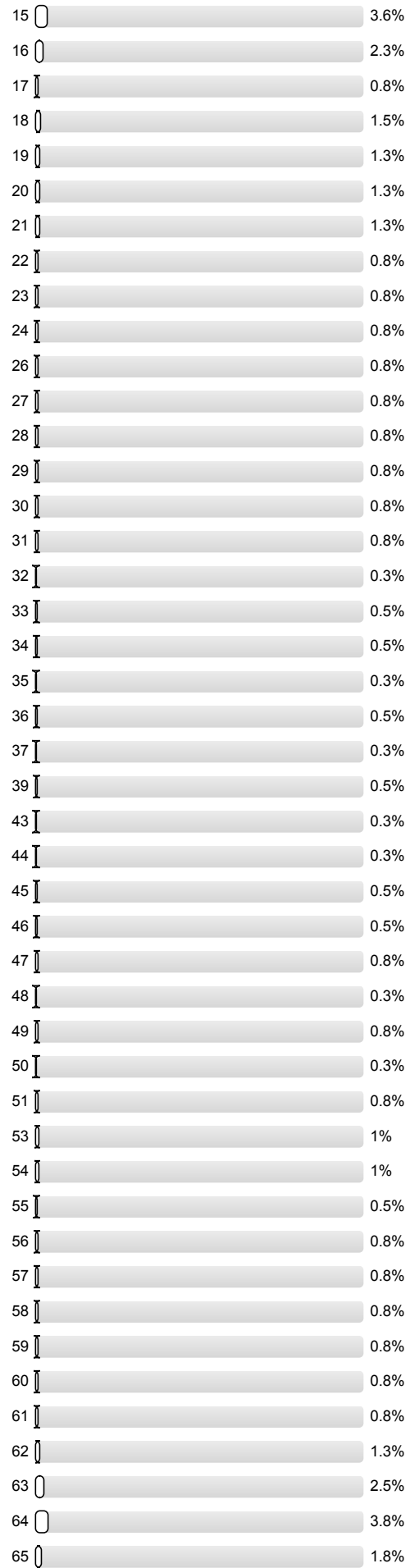


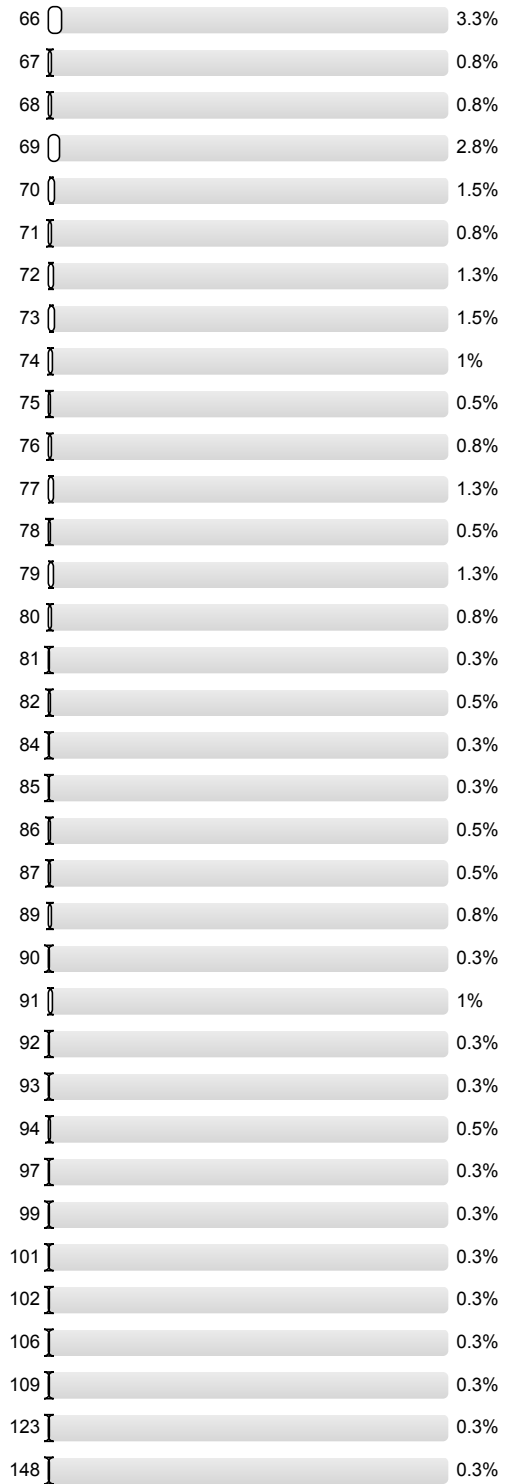
n=237
av.=120.3
dev.=58

1.18) Number of Transfer Hours

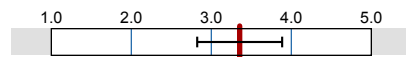


n=393





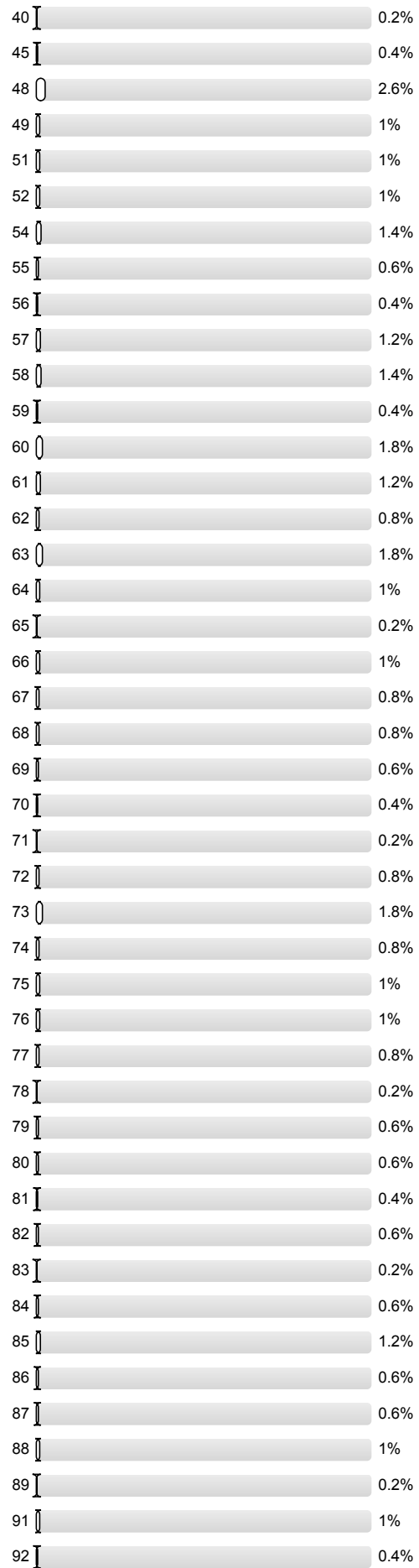
1.19) Transfer Grade Point Average

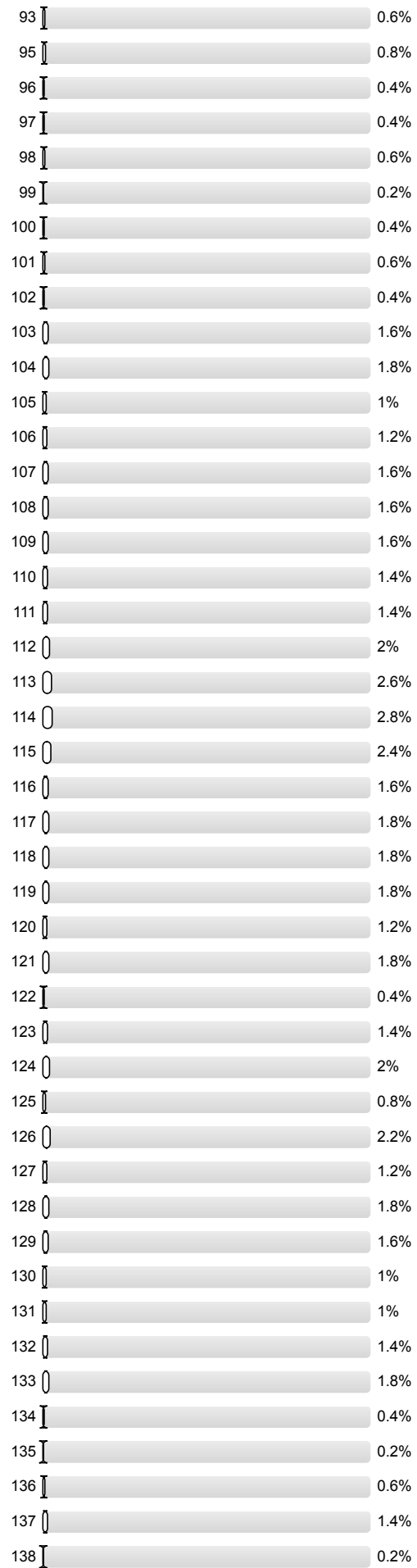


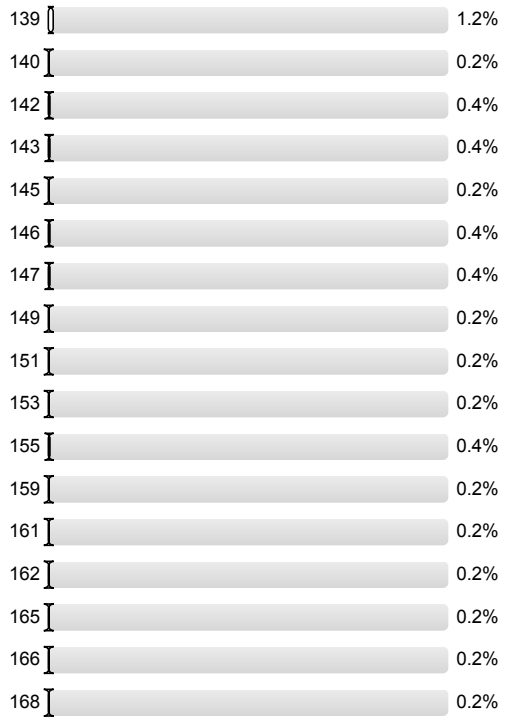
n=392
av.=3.4
dev.=0.5

1.20) MSU Hours Earned

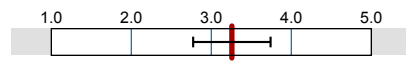
n=494





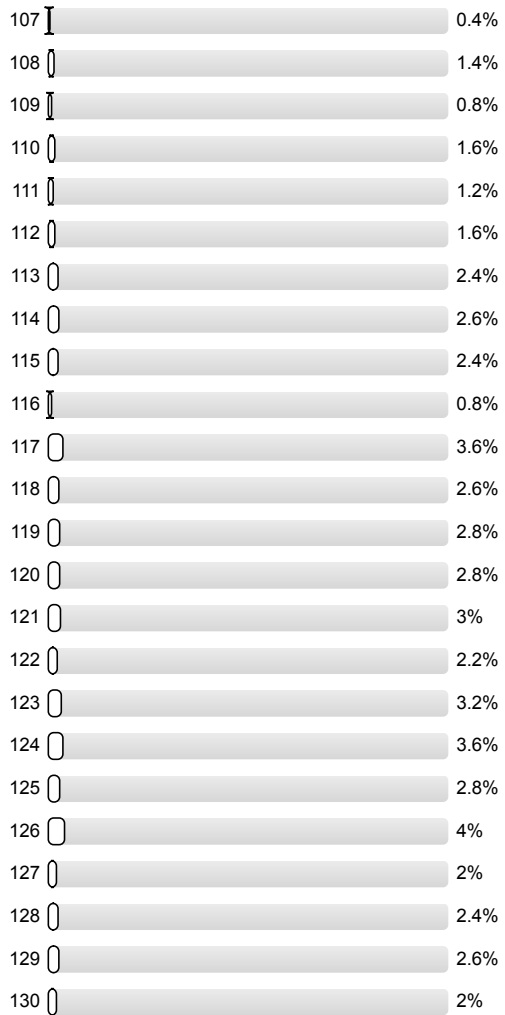


1.21) MSU Grade Point Average

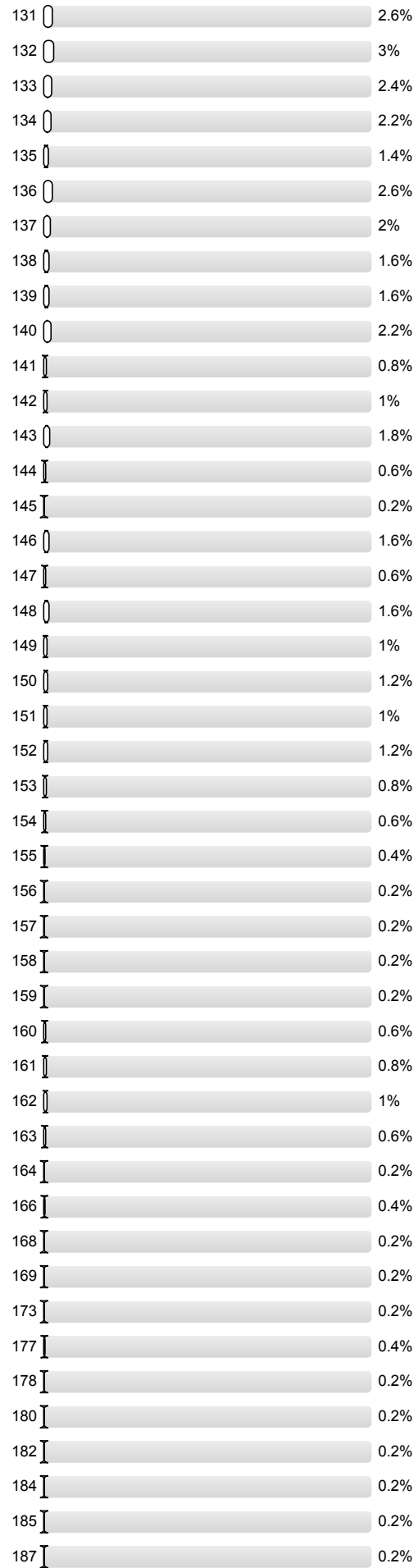


n=494
av.=3.3
dev.=0.5

1.22) Overall Hours Earned

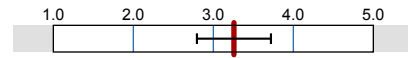


n=494






1.23) Overall Grade Point Average



n=494
av.=3.3
dev.=0.5

1.25) College Student with Disabilities



n=29
av.=1
dev.=0

1.26) University Honors College Student




n=9
av.=1
dev.=0

1.27) Veteran Student



n=53
av.=1
dev.=0

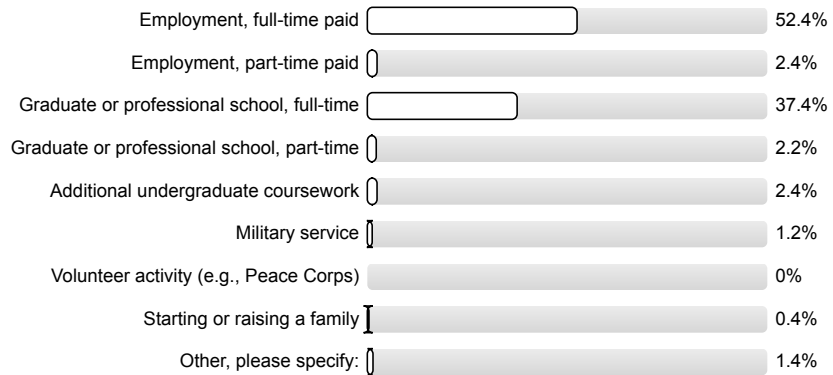
1.28) Student Athlete



n=6
av.=1
dev.=0

2. Future Plans

2.1) What is MOST LIKELY to be your principal activity upon graduation?

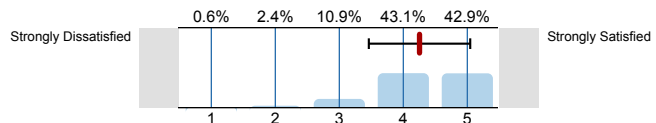


n=494
av.=2.1
dev.=1.5


3. Instruction and Life-Skills Obtained at MSU

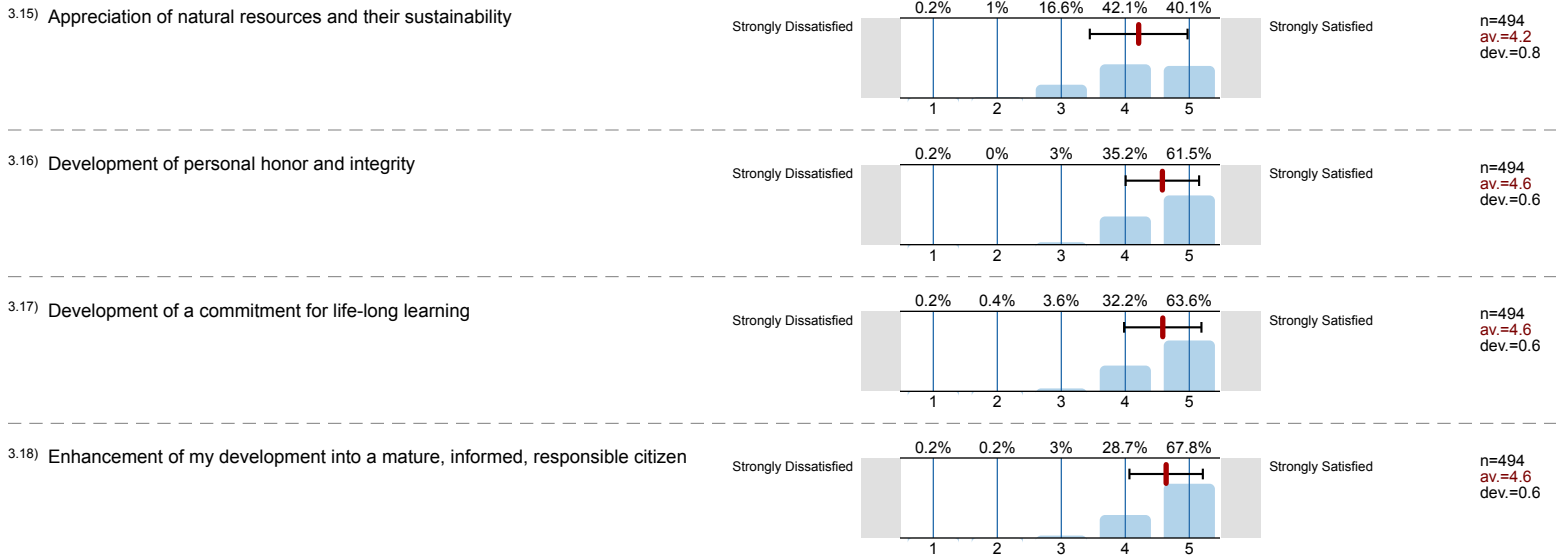
Please indicate how satisfied you are with what you have learned or attained at MSU for each item below:

3.1) Knowledge and application of latest technologies (e.g., computer skills)




n=494
av.=4.3
dev.=0.8



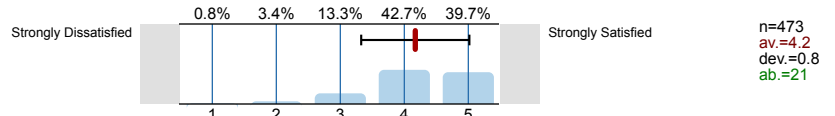


4. Quality of Academic Advising Obtained at MSU

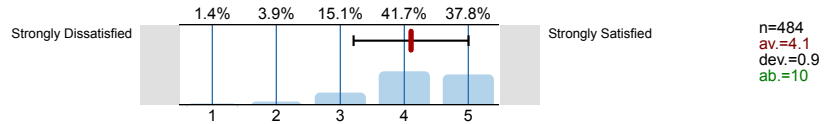
Please rate your satisfaction with each of these items. If you have no experience with any of these, check NA.



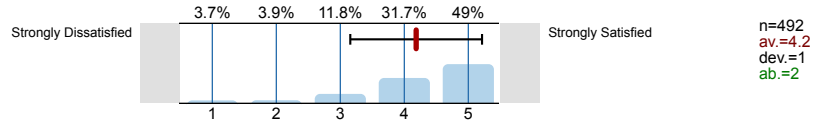
4.9) Correct information on program/degree requirements



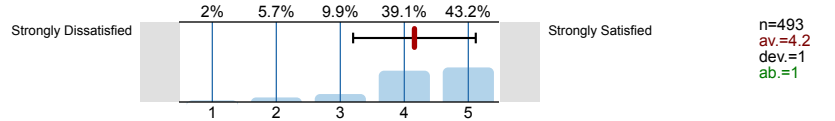
4.10) Information provided for future career plans



4.11) Availability of advisor (email, telephone, etc.) outside scheduled sessions




4.12) Overall academic advisement



Please answer the following question concerning frequency of advising.

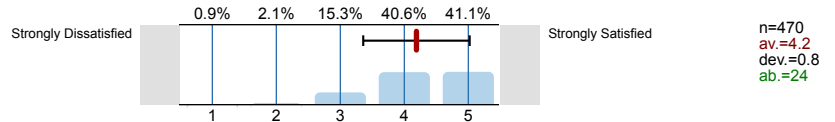
4.13) On average, how often did you receive advising from your advisor during **each semester**?



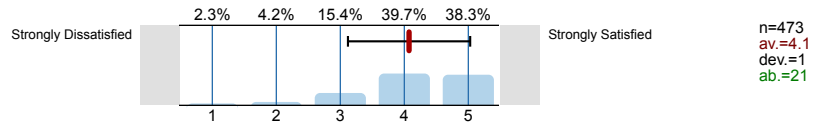
5. Quality of Student Services Obtained at MSU

Please rate your level of satisfaction with the following services on campus. If you have no experience with a particular unit, please select NA.

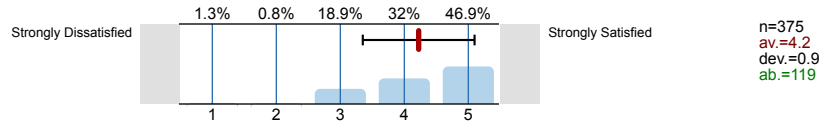
5.1) Office of Admissions and Scholarships



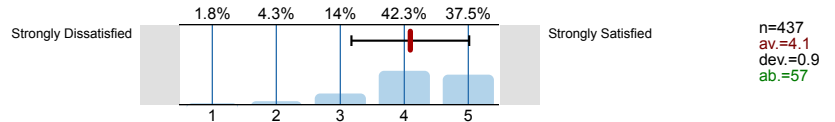
5.2) MSU Bookstore, Barnes and Noble



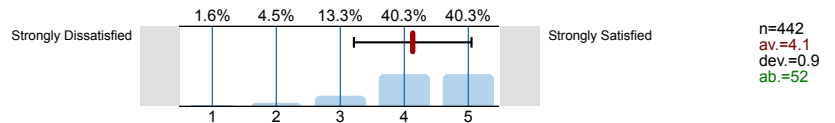
5.3) Center for Student Involvement (Greek Life, Student Organizations)



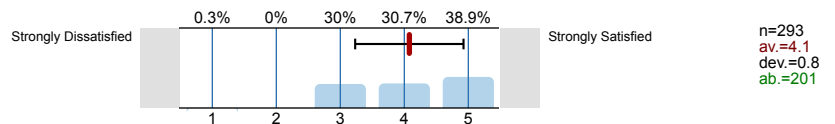
5.4) Campus Dining Services



5.5) Student Financial Aid

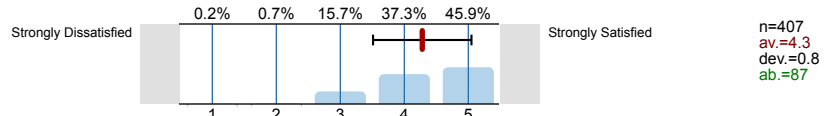


5.6) Holmes Cultural Diversity Center

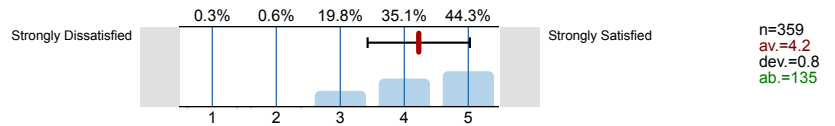




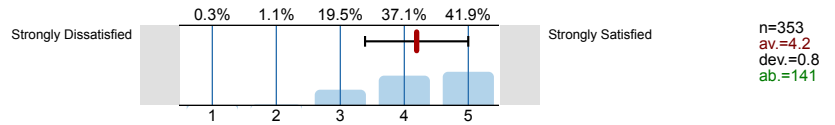
5.20) Career Center



5.21) Health Education Wellness



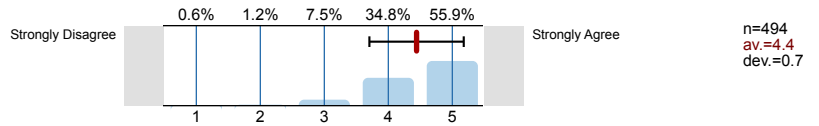
5.22) Writing Center



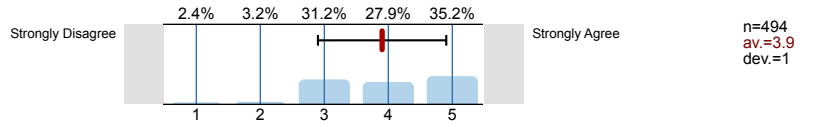
6. Quality of the Undergraduate Experience at MSU

Please rate your level of agreement with the following statements.

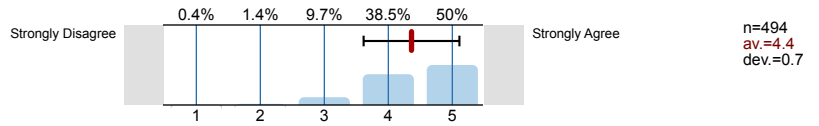
6.1) I received quality instruction from MSU faculty.



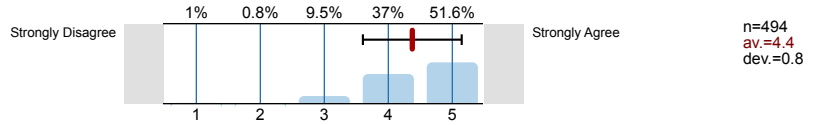
6.2) The Student Association represented my concerns.



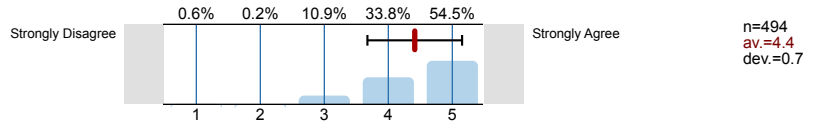
6.3) I was exposed to different cultures and backgrounds.



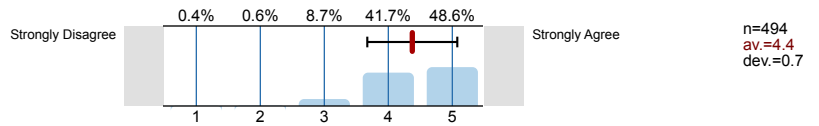
6.4) The faculty and administrators at MSU represent diverse ethnic and racial groups.



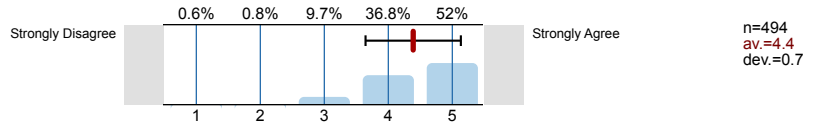
6.5) Opportunities for volunteer or community service work were available at MSU.



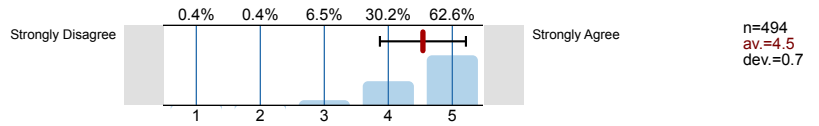
6.6) Computer labs and technology resources met my needs.



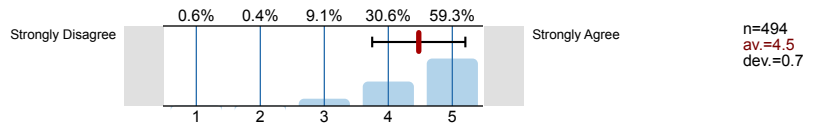
6.7) I felt safe on campus.



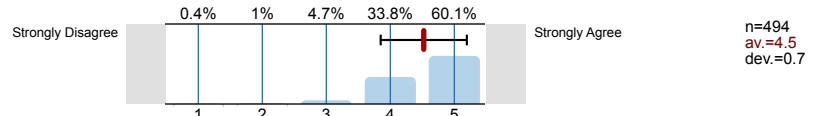
6.8) The general campus climate at MSU is welcoming to all.



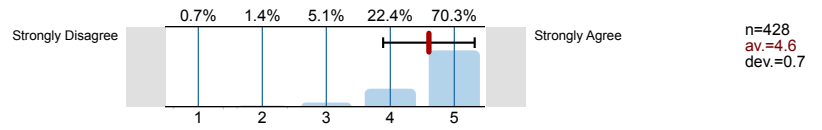
6.9) My overall extracurricular experience at MSU was positive.



6.10) My overall academic experience within my degree at MSU was positive.



6.11) If I had to do it over again, I would attend MSU.



6.12) My education stressed the importance of writing.

