


Summary Institution-Level Pass Rate Data: Traditional Teacher Preparation Program Within IHE


		<p align="center">HEOA - Title II 2012 - 2013 Academic Year</p>				
Institution Name	MISSISSIPPI STATE U MS					
Institution Code	1480					
State	Mississippi					
				January 31, 2014		
				Statewide		
Group	Number Taking Assessment¹	Number Passing Assessment²	Institutional Pass Rate	Number Taking Assessment¹	Number Passing Assessment²	Statewide Pass Rate
All program completers, 2012-13	303	292	96%	1266	1185	94%
All program completers, 2011-12	352	339	96%	1630	1582	97%
All program completers, 2010-11	298	288	97%	1131	1110	98%

Note: In cases where there are less than ten students taking the assessment or license/certificate, the number passing and pass rate are not reported.


¹ Number of completers taking one or more assessments within their area of specialization.

² Summary level "Number Taking Assessment" may differ from assessment level "Number Taking Assessment" because each student is counted once at the summary level but may be counted in multiple assessments at the assessment level.


Single Assessment Institution-Level Pass Rate Data: Traditional Teacher Preparation Program Within IHE

		HEOA - Title II 2012 - 2013 Academic Year								
Institution Name	MISSISSIPPI STATE U MS									
Institution Code	1480									
State	Mississippi									
							January 31, 2014			
Assessment Information ¹	Group	Number Taking Assessment	Number Passing Assessment	Institutional Pass Rate	Institutional Average Scaled Score	Assessment Cut Score ²	Statewide			
							Number Taking Assessment	Number Passing Assessment	Statewide Pass Rate	Statewide Average Scaled Score
ART CONTENT KNOWLEDGE II (0134) Test Company: ETS Score Range: 100-200	All enrolled students who have completed all nonclinical courses, 2012-13						2			
	Other enrolled students, 2012-13						3			
	All program completers, 2012-13						10	9	90%	167
	All program completers, 2011-12						7			
	All program completers, 2010-11									
ART CONTENT KNOWLEDGE (0133) Test Company: ETS Score Range: 100-200	All enrolled students who have completed all nonclinical courses, 2012-13						1			
	Other enrolled students, 2012-13									
	All program completers, 2012-13									
	All program completers, 2011-12						13	13	100%	169
	All program completers, 2010-11						9			
BIOLOGY CONTENT KNOWLEDGE (0235) Test Company: ETS Score Range: 100-200	All enrolled students who have completed all nonclinical courses, 2012-13	3				150	10	7	70%	155
	Other enrolled students, 2012-13	5				150	11	8	73%	153
	All program completers, 2012-13	4	4	100%		150	16	14	88%	156
	All program completers, 2011-12	11	10	91%	160	150	35	33	94%	161
	All program completers, 2010-11	6	6	100%		150	16	16	100%	159
BUSINESS ED CONTENT KNOWLEDGE (0101) Test Company: ETS Score Range: 100-200	All enrolled students who have completed all nonclinical courses, 2012-13	1				153	2			
	Other enrolled students, 2012-13	3				153	3			
	All program completers, 2012-13	2	2	100%		153	3			
	All program completers, 2011-12	4	4	100%		148	11	11	100%	163
	All program completers, 2010-11	4	4	100%		148	4			


Single Assessment Institution-Level Pass Rate Data: *Traditional Teacher Preparation Program Within IHE*

		HEOA - Title II 2012 - 2013 Academic Year								
Institution Name		MISSISSIPPI STATE U MS								
Institution Code		1480								
State		Mississippi								
							January 31, 2014			
Assessment Information ¹	Group	Number Taking Assessment	Number Passing Assessment	Institutional Pass Rate	Institutional Average Scaled Score	Assessment Cut Score ²	Statewide			
							Number Taking Assessment	Number Passing Assessment	Statewide Pass Rate	Statewide Average Scaled Score
BUSINESS ED (0100) Test Company: ETS Score Range: 250-990	All enrolled students who have completed all nonclinical courses, 2012-13									
	Other enrolled students, 2012-13									
	All program completers, 2012-13									
	All program completers, 2011-12									
	All program completers, 2010-11	4				560	4			
CHEMISTRY CONTENT KNOWLEDGE II (0245) Test Company: ETS Score Range: 100-200	All enrolled students who have completed all nonclinical courses, 2012-13						2			
	Other enrolled students, 2012-13						1			
	All program completers, 2012-13	2	1			151	4			
	All program completers, 2011-12	3	3	100%		151	10	9	90%	154
	All program completers, 2010-11	1	1	100%		151	1			
ED OF DEAF AND HARD OF HEARING (0271) Test Company: ETS Score Range: 100-200	All enrolled students who have completed all nonclinical courses, 2012-13									
	Other enrolled students, 2012-13									
	All program completers, 2012-13									
	All program completers, 2011-12						4			
	All program completers, 2010-11						1			
ED OF EXCEPTIONAL STUDENTS CORE CK (0353) Test Company: ETS Score Range: 100-200	All enrolled students who have completed all nonclinical courses, 2012-13									
	Other enrolled students, 2012-13									
	All program completers, 2012-13									
	All program completers, 2011-12									
	All program completers, 2010-11	8				136	17	17	100%	167


Single Assessment Institution-Level Pass Rate Data: *Traditional Teacher Preparation Program Within IHE*

		HEOA - Title II 2012 - 2013 Academic Year								
Institution Name		MISSISSIPPI STATE U MS								
Institution Code		1480								
State		Mississippi								
							January 31, 2014			
Assessment Information ¹	Group	Number Taking Assessment	Number Passing Assessment	Institutional Pass Rate	Institutional Average Scaled Score	Assessment Cut Score ²	Statewide			
							Number Taking Assessment	Number Passing Assessment	Statewide Pass Rate	Statewide Average Scaled Score
EDUCATION OF YOUNG CHILDREN (0021) Test Company: ETS Score Range: 100-200	All enrolled students who have completed all nonclinical courses, 2012-13						2			
	Other enrolled students, 2012-13						3			
	All program completers, 2012-13									
	All program completers, 2011-12						2			
	All program completers, 2010-11						2			
ELEM ED CONTENT KNOWLEDGE (0014) Test Company: ETS Score Range: 100-200	All enrolled students who have completed all nonclinical courses, 2012-13									
	Other enrolled students, 2012-13									
	All program completers, 2012-13									
	All program completers, 2011-12						1			
	All program completers, 2010-11									
ELEM ED CURR INSTRUC ASSESSMENT (0011) Test Company: ETS Score Range: 100-200	All enrolled students who have completed all nonclinical courses, 2012-13	51	49	96%	175	158	170	158	93%	171
	Other enrolled students, 2012-13	50	42	84%	168	158	231	160	69%	164
	All program completers, 2012-13	173	170	98%	174	158	838	821	98%	173
	All program completers, 2011-12	180	177	98%	173	158	1009	989	98%	173
	All program completers, 2010-11	167	162	97%	173	158	755	742	98%	172
ENG LANG LIT COMP CONTENT KNOWLEDGE (0041) Test Company: ETS Score Range: 100-200	All enrolled students who have completed all nonclinical courses, 2012-13	6				157	19	17	89%	168
	Other enrolled students, 2012-13	9				157	31	22	71%	164
	All program completers, 2012-13	17	17	100%	175	157	75	71	95%	171
	All program completers, 2011-12	11	11	100%	175	157	81	77	95%	171
	All program completers, 2010-11	10	10	100%	178	157	61	61	100%	176


Single Assessment Institution-Level Pass Rate Data: Traditional Teacher Preparation Program Within IHE

		HEOA - Title II 2012 - 2013 Academic Year								
Institution Name		MISSISSIPPI STATE U MS								
Institution Code		1480								
State		Mississippi								
							January 31, 2014			
Assessment Information ¹	Group	Number Taking Assessment	Number Passing Assessment	Institutional Pass Rate	Institutional Average Scaled Score	Assessment Cut Score ²	Statewide			
							Number Taking Assessment	Number Passing Assessment	Statewide Pass Rate	Statewide Average Scaled Score
FAMILY AND CONSUMER SCIENCES II (0121) Test Company: ETS Score Range: 100-200	All enrolled students who have completed all nonclinical courses, 2012-13									
	Other enrolled students, 2012-13	2				153	3			
	All program completers, 2012-13									
	All program completers, 2011-12									
	All program completers, 2010-11									
FRENCH WORLD LANGUAGE (CD) (5174) Test Company: ETS Score Range: 100-200	All enrolled students who have completed all nonclinical courses, 2012-13									
	Other enrolled students, 2012-13									
	All program completers, 2012-13	1	1	100%		153	1			
	All program completers, 2011-12						1			
	All program completers, 2010-11									
HEALTH EDUCATION (0550) Test Company: ETS Score Range: 250-990	All enrolled students who have completed all nonclinical courses, 2012-13						1			
	Other enrolled students, 2012-13						4			
	All program completers, 2012-13									
	All program completers, 2011-12						3			
	All program completers, 2010-11						1			
MATHEMATICS CONTENT KNOWLEDGE (0061) Test Company: ETS Score Range: 100-200	All enrolled students who have completed all nonclinical courses, 2012-13	7				128	7			
	Other enrolled students, 2012-13	3				128	17	11	65%	127
	All program completers, 2012-13	11	11	100%	140	128	47	42	89%	139
	All program completers, 2011-12	14	13	93%	143	123	53	52	98%	140
	All program completers, 2010-11	9	9	100%		123	35	33	94%	137


Single Assessment Institution-Level Pass Rate Data: Traditional Teacher Preparation Program Within IHE

		HEOA - Title II 2012 - 2013 Academic Year								
Institution Name		MISSISSIPPI STATE U MS								
Institution Code		1480								
State		Mississippi								
							January 31, 2014			
Assessment Information ¹	Group	Number Taking Assessment	Number Passing Assessment	Institutional Pass Rate	Institutional Average Scaled Score	Assessment Cut Score ²	Statewide			
							Number Taking Assessment	Number Passing Assessment	Statewide Pass Rate	Statewide Average Scaled Score
MUSIC CONTENT KNOWLEDGE (0113) Test Company: ETS Score Range: 100-200	All enrolled students who have completed all nonclinical courses, 2012-13	2				161	10	5	50%	156
	Other enrolled students, 2012-13	1				161	47	22	47%	158
	All program completers, 2012-13	10	8	80%	166	161	34	18	53%	160
	All program completers, 2011-12	10	10	100%	166	139	62	62	100%	160
	All program completers, 2010-11	11	11	100%	163	139	32	32	100%	158
PHYSICAL ED CONTENT KNOWLEDGE (0091) Test Company: ETS Score Range: 100-200	All enrolled students who have completed all nonclinical courses, 2012-13	17	17	100%	153	145	30	29	97%	153
	Other enrolled students, 2012-13	14	10	71%	152	145	32	20	63%	148
	All program completers, 2012-13	27	26	96%	153	145	60	51	85%	151
	All program completers, 2011-12	64	62	97%	151	138	108	106	98%	151
	All program completers, 2010-11	42	42	100%	152	138	77	77	100%	152
PHYSICS CONTENT KNOWLEDGE II (0265) Test Company: ETS Score Range: 100-200	All enrolled students who have completed all nonclinical courses, 2012-13									
	Other enrolled students, 2012-13						1			
	All program completers, 2012-13	1	1	100%		139	1			
	All program completers, 2011-12	1	1	100%		139	1			
	All program completers, 2010-11									
PRAXIS I MATHEMATICS (0730) Test Company: ETS Score Range: 150-190	All enrolled students who have completed all nonclinical courses, 2012-13						4			
	Other enrolled students, 2012-13						4			
	All program completers, 2012-13						2			
	All program completers, 2011-12	1				169	11	11	100%	177
	All program completers, 2010-11									


Single Assessment Institution-Level Pass Rate Data: *Traditional Teacher Preparation Program Within IHE*

		HEOA - Title II 2012 - 2013 Academic Year								
Institution Name		MISSISSIPPI STATE U MS								
Institution Code		1480								
State		Mississippi								
							January 31, 2014			
Assessment Information ¹	Group	Number Taking Assessment	Number Passing Assessment	Institutional Pass Rate	Institutional Average Scaled Score	Assessment Cut Score ²	Statewide			
							Number Taking Assessment	Number Passing Assessment	Statewide Pass Rate	Statewide Average Scaled Score
PRAXIS I READING (0710) Test Company: ETS Score Range: 150-190	All enrolled students who have completed all nonclinical courses, 2012-13						4			
	Other enrolled students, 2012-13						4			
	All program completers, 2012-13						2			
	All program completers, 2011-12	1				170	11	11	100%	178
	All program completers, 2010-11						2			
PRAXIS I WRITING (0720) Test Company: ETS Score Range: 150-190	All enrolled students who have completed all nonclinical courses, 2012-13						4			
	Other enrolled students, 2012-13						4			
	All program completers, 2012-13						2			
	All program completers, 2011-12	1				172	10	10	100%	177
	All program completers, 2010-11									
PRINC LEARNING AND TEACHING 5-9 II (0623) Test Company: ETS Score Range: 100-200	All enrolled students who have completed all nonclinical courses, 2012-13	2				160	4			
	Other enrolled students, 2012-13						2			
	All program completers, 2012-13	1				160	6			
	All program completers, 2011-12	1				160	4			
	All program completers, 2010-11									
PRINC LEARNING AND TEACHING 5-9 (0523) Test Company: ETS Score Range: 100-200	All enrolled students who have completed all nonclinical courses, 2012-13									
	Other enrolled students, 2012-13						1			
	All program completers, 2012-13									
	All program completers, 2011-12	4				152	11	10	91%	159
	All program completers, 2010-11	2				152	5			


Single Assessment Institution-Level Pass Rate Data: Traditional Teacher Preparation Program Within IHE

		HEOA - Title II 2012 - 2013 Academic Year								
Institution Name		MISSISSIPPI STATE U MS								
Institution Code		1480								
State		Mississippi								
							January 31, 2014			
Assessment Information ¹	Group	Number Taking Assessment	Number Passing Assessment	Institutional Pass Rate	Institutional Average Scaled Score	Assessment Cut Score ²	Statewide			
							Number Taking Assessment	Number Passing Assessment	Statewide Pass Rate	Statewide Average Scaled Score
PRINC LEARNING AND TEACHING 7-12 II (0624) Test Company: ETS Score Range: 100-200	All enrolled students who have completed all nonclinical courses, 2012-13	51	44	86%	166	157	103	94	91%	167
	Other enrolled students, 2012-13	31	26	84%	165	157	106	80	75%	162
	All program completers, 2012-13	108	106	98%	170	157	347	332	96%	168
	All program completers, 2011-12	68	65	96%	167	157	253	245	97%	168
	All program completers, 2010-11	1				157	6			
PRINC LEARNING AND TEACHING 7-12 (0524) Test Company: ETS Score Range: 100-200	All enrolled students who have completed all nonclinical courses, 2012-13						6			
	Other enrolled students, 2012-13	12	10	83%	165	152	47	34	72%	159
	All program completers, 2012-13						10	10	100%	165
	All program completers, 2011-12	73	72	99%	165	152	251	249	99%	167
	All program completers, 2010-11	109	107	98%	167	152	314	312	99%	167
PRINC LEARNING AND TEACHING EARLY CHILD II (0621) Test Company: ETS Score Range: 100-200	All enrolled students who have completed all nonclinical courses, 2012-13						2			
	Other enrolled students, 2012-13						2			
	All program completers, 2012-13									
	All program completers, 2011-12									
	All program completers, 2010-11									
PRINC LEARNING AND TEACHING K-6 II (0622) Test Company: ETS Score Range: 100-200	All enrolled students who have completed all nonclinical courses, 2012-13	56	53	95%	172	160	174	162	93%	171
	Other enrolled students, 2012-13	44	37	84%	168	160	189	151	80%	167
	All program completers, 2012-13	193	190	98%	173	160	877	862	98%	172
	All program completers, 2011-12	113	112	99%	172	160	588	579	98%	172
	All program completers, 2010-11	3					160	14	14	100%

Single Assessment Institution-Level Pass Rate Data: Traditional Teacher Preparation Program Within IHE

		HEOA - Title II 2012 - 2013 Academic Year								
Institution Name		MISSISSIPPI STATE U MS								
Institution Code		1480								
State		Mississippi								
							January 31, 2014			
Assessment Information ¹	Group	Number Taking Assessment	Number Passing Assessment	Institutional Pass Rate	Institutional Average Scaled Score	Assessment Cut Score ²	Statewide			
							Number Taking Assessment	Number Passing Assessment	Statewide Pass Rate	Statewide Average Scaled Score
PRINC LEARNING AND TEACHING K-6 (0522) Test Company: ETS Score Range: 100-200	All enrolled students who have completed all nonclinical courses, 2012-13						3			
	Other enrolled students, 2012-13	7				152	50	38	76%	159
	All program completers, 2012-13						17	17	100%	161
	All program completers, 2011-12	93	90	97%	170	152	508	498	98%	170
	All program completers, 2010-11	183	177	97%	170	152	785	777	99%	169
SE CORE KNOWLEDGE & APPLICATIONS (0354) Test Company: ETS Score Range: 100-200	All enrolled students who have completed all nonclinical courses, 2012-13	4				152	9			
	Other enrolled students, 2012-13	5				152	8			
	All program completers, 2012-13	20	20	100%	167	152	56	54	96%	170
	All program completers, 2011-12	14	14	100%	170	142	63	62	98%	171
	All program completers, 2010-11	6				142	18	18	100%	167
SOCIAL STUDIES CONTENT KNOWLEDGE (0081) Test Company: ETS Score Range: 100-200	All enrolled students who have completed all nonclinical courses, 2012-13	12	10	83%	160	150	24	20	83%	158
	Other enrolled students, 2012-13	6				150	22	8	36%	146
	All program completers, 2012-13	30	29	97%	162	150	96	88	92%	161
	All program completers, 2011-12	29	29	100%	155	143	140	138	99%	160
	All program completers, 2010-11	27	27	100%	160	143	91	91	100%	159
SPANISH WORLD LANGUAGE (CD) (5195) Test Company: ETS Score Range: 100-200	All enrolled students who have completed all nonclinical courses, 2012-13						1			
	Other enrolled students, 2012-13	1				160	2			
	All program completers, 2012-13	2	2	100%		160	8			
	All program completers, 2011-12	1				160	4			
	All program completers, 2010-11	1				160	1			

Single Assessment Institution-Level Pass Rate Data: Traditional Teacher Preparation Program Within IHE

		HEOA - Title II 2012 - 2013 Academic Year								
Institution Name		MISSISSIPPI STATE U MS								
Institution Code		1480								
State		Mississippi								
							January 31, 2014			
<i>Assessment Information¹</i>	<i>Group</i>	<i>Number Taking Assessment</i>	<i>Number Passing Assessment</i>	<i>Institutional Pass Rate</i>	<i>Institutional Average Scaled Score</i>	<i>Assessment Cut Score²</i>	Statewide			
							<i>Number Taking Assessment</i>	<i>Number Passing Assessment</i>	<i>Statewide Pass Rate</i>	<i>Statewide Average Scaled Score</i>
SPEECH COMMUNICATIONS (0221) Test Company: ETS Score Range: 100-200	All enrolled students who have completed all nonclinical courses, 2012-13	1				143	1			
	Other enrolled students, 2012-13									
	All program completers, 2012-13									
	All program completers, 2011-12	1				134	1			
	All program completers, 2010-11									

Note: In cases where there are less than ten students taking the assessment or license/certificate, the number passing and pass rate are not reported.

¹Tests with multiple delivery options (computer, paper, etc.) will be noted with the assessment code for one format only.

²Cut scores may vary for groups depending upon when the cut scores are established by the state and when each group completed their teacher certification or licensure assessment.