



**Summary Institution-Level Pass Rate Data: Traditional Teacher Preparation Program Within IHE**

		<b>HEOA - Title II 2010 - 2011 Academic Year</b>				
<b>Institution Name</b>		MISSISSIPPI STATE U MS				
<b>Institution Code</b>		1480				
<b>State</b>		Mississippi				
						<i>March 7, 2012</i>
			<b>Statewide</b>			
<b>Group</b>	<b>Number Taking Assessment<sup>1</sup></b>	<b>Number Passing Assessment<sup>2</sup></b>	<b>Institutional Pass Rate</b>	<b>Number Taking Assessment<sup>1</sup></b>	<b>Number Passing Assessment<sup>2</sup></b>	<b>Statewide Pass Rate</b>
All program completers, 2010-11	298	278	93%	1118	1070	96%
All program completers, 2009-10	326	313	96%	1414	1382	98%
All program completers, 2008-09	327	318	97%	1279	1255	98%


<sup>1</sup> Number of completers taking one or more assessments within their area of specialization.

<sup>2</sup> Number who passed all assessments taken within their area of specialization.


**Single Assessment Institution-Level Pass Rate Data: Traditional Teacher Preparation Program Within IHE**

		<p align="center"><b>HEOA - Title II 2010 - 2011 Academic Year</b></p>									
Institution Name		MISSISSIPPI STATE U MS									
Institution Code		1480									
State		Mississippi									
							March 7, 2012				
Assessment Information <sup>1</sup>	Group	Number Taking Assessment	Number Passing Assessment	Institutional Pass Rate	Institutional Average Scaled Score	Assessment Cut Score <sup>2</sup>	Statewide				
							Number Taking Assessment	Number Passing Assessment	Statewide Pass Rate	Statewide Average Scaled Score	
<b>ART CONTENT KNOWLEDGE (0133)</b>  Test Company: ETS Score Range: 100-200	All enrolled students who have completed all nonclinical courses, 2010-11						2				
	Other enrolled students, 2010-11						11	11	100%	168	
	All program completers, 2010-11						9				
	All program completers, 2009-10						7				
	All program completers, 2008-09						15	15	100%	167	
<b>BIOLOGY CONTENT KNOWLEDGE (0235)</b>  Test Company: ETS Score Range: 100-200	All enrolled students who have completed all nonclinical courses, 2010-11	2				150	9				
	Other enrolled students, 2010-11	4				150	19	15	79%	159	
	All program completers, 2010-11	6				150	16	16	100%	159	
	All program completers, 2009-10	8				150	25	23	92%	160	
	All program completers, 2008-09	11	11	100%	161	150	23	23	100%	159	
<b>BUSINESS EDUCATION: CONTENT KNOWLEDGE (0101)</b>  Test Company: ETS Score Range: 100-200	All enrolled students who have completed all nonclinical courses, 2010-11						1				
	Other enrolled students, 2010-11	4				148	6				
	All program completers, 2010-11	4				148	4				
	All program completers, 2009-10										
	All program completers, 2008-09										
<b>BUSINESS EDUCATION (0100)</b>  Test Company: ETS Score Range: 250-990	All enrolled students who have completed all nonclinical courses, 2010-11										
	Other enrolled students, 2010-11										
	All program completers, 2010-11	4				560	4				
	All program completers, 2009-10	6				560	13	13	100%	611	
	All program completers, 2008-09	6				560	10	10	100%	633	


**Single Assessment Institution-Level Pass Rate Data: Traditional Teacher Preparation Program Within IHE**

		<b>HEOA - Title II 2010 - 2011 Academic Year</b>									
Institution Name		MISSISSIPPI STATE U MS									
Institution Code		1480									
State		Mississippi									
							Statewide <span style="float: right; font-size: small;">March 7, 2012</span>				
Assessment Information <sup>1</sup>	Group	Number Taking Assessment	Number Passing Assessment	Institutional Pass Rate	Institutional Average Scaled Score	Assessment Cut Score <sup>2</sup>	Number Taking Assessment	Number Passing Assessment	Statewide Pass Rate	Statewide Average Scaled Score	
<b>CHEMISTRY CONTENT KNOWLEDGE II (0245)</b>  Test Company: ETS Score Range: 100-200	All enrolled students who have completed all nonclinical courses, 2010-11	2				151	3				
	Other enrolled students, 2010-11						7				
	All program completers, 2010-11	1				151	1				
	All program completers, 2009-10						2				
	All program completers, 2008-09										
<b>ED OF DEAF AND HARD OF HEARING (0271)</b>  Test Company: ETS Score Range: 100-200	All enrolled students who have completed all nonclinical courses, 2010-11										
	Other enrolled students, 2010-11						2				
	All program completers, 2010-11						1				
	All program completers, 2009-10						11	11	100%	165	
	All program completers, 2008-09						6				
<b>ED OF EXCEPTIONAL STUDENTS: CORE CK (0353)</b>  Test Company: ETS Score Range: 100-200	All enrolled students who have completed all nonclinical courses, 2010-11						1				
	Other enrolled students, 2010-11						5				
	All program completers, 2010-11	8				136	17	17	100%	167	
	All program completers, 2009-10	15	15	100%	166	136	56	56	100%	168	
	All program completers, 2008-09	16	16	100%	168	136	53	53	100%	170	
<b>EDUCATION OF YOUNG CHILDREN (0021)</b>  Test Company: ETS Score Range: 100-200	All enrolled students who have completed all nonclinical courses, 2010-11						1				
	Other enrolled students, 2010-11										
	All program completers, 2010-11						2				
	All program completers, 2009-10										
	All program completers, 2008-09										


Single Assessment Institution-Level Pass Rate Data: *Traditional Teacher Preparation Program Within IHE*

		<b>HEOA - Title II 2010 - 2011 Academic Year</b>									
Institution Name		MISSISSIPPI STATE U MS									
Institution Code		1480									
State		Mississippi					March 7, 2012				
							Statewide				
Assessment Information <sup>1</sup>	Group	Number Taking Assessment	Number Passing Assessment	Institutional Pass Rate	Institutional Average Scaled Score	Assessment Cut Score <sup>2</sup>	Number Taking Assessment	Number Passing Assessment	Statewide Pass Rate	Statewide Average Scaled Score	
<b>ELEM ED CURR INSTRUC ASSESSMENT (0011)</b>  Test Company: ETS Score Range: 100-200	All enrolled students who have completed all nonclinical courses, 2010-11	52	42	81%	167	158	115	99	86%	167	
	Other enrolled students, 2010-11	25	18	72%	165	158	411	343	83%	169	
	All program completers, 2010-11	167	156	93%	172	158	748	716	96%	171	
	All program completers, 2009-10	191	185	97%	172	158	947	930	98%	172	
	All program completers, 2008-09	193	185	96%	170	150	821	801	98%	171	
<b>ENG LANG LIT COMP CONTENT KNOWLEDGE (0041)</b>  Test Company: ETS Score Range: 100-200	All enrolled students who have completed all nonclinical courses, 2010-11	7				157	12	11	92%	168	
	Other enrolled students, 2010-11	2				157	43	32	74%	166	
	All program completers, 2010-11	10	10	100%	178	157	61	59	97%	175	
	All program completers, 2009-10	10	10	100%	169	157	61	61	100%	173	
	All program completers, 2008-09	18	18	100%	175	157	81	81	100%	174	
<b>FAMILY AND CONSUMER SCIENCES II (0121)</b>  Test Company: ETS Score Range: 100-200	All enrolled students who have completed all nonclinical courses, 2010-11										
	Other enrolled students, 2010-11	2				153	2				
	All program completers, 2010-11										
	All program completers, 2009-10						1				
	All program completers, 2008-09						1				
<b>FRENCH PRODUCTIVE LANGUAGE SKILLS (0171)</b>  Test Company: ETS Score Range: 100-200	All enrolled students who have completed all nonclinical courses, 2010-11										
	Other enrolled students, 2010-11										
	All program completers, 2010-11										
	All program completers, 2009-10										
	All program completers, 2008-09	1				161	1				

**Single Assessment Institution-Level Pass Rate Data: Traditional Teacher Preparation Program Within IHE**

		<b>HEOA - Title II 2010 - 2011 Academic Year</b>								
<b>Institution Name</b>		MISSISSIPPI STATE U MS								
<b>Institution Code</b>		1480								
<b>State</b>		Mississippi								
							March 7, 2012			
Assessment Information <sup>1</sup>	Group	Number Taking Assessment	Number Passing Assessment	Institutional Pass Rate	Institutional Average Scaled Score	Assessment Cut Score <sup>2</sup>	Statewide			
							Number Taking Assessment	Number Passing Assessment	Statewide Pass Rate	Statewide Average Scaled Score
<b>HEALTH EDUCATION (0550)</b>  Test Company: ETS Score Range: 250-990	All enrolled students who have completed all nonclinical courses, 2010-11						1			
	Other enrolled students, 2010-11						4			
	All program completers, 2010-11						1			
	All program completers, 2009-10									
	All program completers, 2008-09									
<b>LIBRARY MEDIA SPECIALIST II (0311)</b>  Test Company: ETS Score Range: 100-200	All enrolled students who have completed all nonclinical courses, 2010-11									
	Other enrolled students, 2010-11									
	All program completers, 2010-11									
	All program completers, 2009-10						1			
	All program completers, 2008-09									
<b>LIBRARY MEDIA SPECIALIST (0310)</b>  Test Company: ETS Score Range: 250-990	All enrolled students who have completed all nonclinical courses, 2010-11									
	Other enrolled students, 2010-11									
	All program completers, 2010-11									
	All program completers, 2009-10									
	All program completers, 2008-09						2			
<b>MATHEMATICS: CONTENT KNOWLEDGE (0061)</b>  Test Company: ETS Score Range: 100-200	All enrolled students who have completed all nonclinical courses, 2010-11	5				123	12	9	75%	135
	Other enrolled students, 2010-11	4				123	17	12	71%	132
	All program completers, 2010-11	9				123	35	32	91%	137
	All program completers, 2009-10	6				123	32	31	97%	140
	All program completers, 2008-09	6				123	30	30	100%	136


**Single Assessment Institution-Level Pass Rate Data: Traditional Teacher Preparation Program Within IHE**

	<b>HEOA - Title II 2010 - 2011 Academic Year</b>
	<b>Institution Name</b> MISSISSIPPI STATE U MS
	<b>Institution Code</b> 1480
	<b>State</b> Mississippi

March 7, 2012

Assessment Information <sup>1</sup>	Group	Number Taking Assessment	Number Passing Assessment	Institutional Pass Rate	Institutional Average Scaled Score	Assessment Cut Score <sup>2</sup>	Statewide			
							Number Taking Assessment	Number Passing Assessment	Statewide Pass Rate	Statewide Average Scaled Score
<b>MUSIC CONTENT KNOWLEDGE (0113)</b>  Test Company: ETS Score Range: 100-200	All enrolled students who have completed all nonclinical courses, 2010-11	2				139	3			
	Other enrolled students, 2010-11	1				139	34	32	94%	157
	All program completers, 2010-11	11	11	100%	163	139	32	31	97%	158
	All program completers, 2009-10	11	11	100%	159	139	65	65	100%	159
	All program completers, 2008-09	10	10	100%	168	139	51	50	98%	157
<b>PHYSICAL ED: CONTENT KNOWLEDGE (0091)</b>  Test Company: ETS Score Range: 100-200	All enrolled students who have completed all nonclinical courses, 2010-11	28	26	93%	151	138	37	35	95%	150
	Other enrolled students, 2010-11	13	12	92%	150	138	45	42	93%	148
	All program completers, 2010-11	42	42	100%	152	138	76	76	100%	152
	All program completers, 2009-10	49	49	100%	153	138	88	88	100%	151
	All program completers, 2008-09	31	31	100%	154	138	60	60	100%	151
<b>PHYSICS CONTENT KNOWLEDGE II (0265)</b>  Test Company: ETS Score Range: 100-200	All enrolled students who have completed all nonclinical courses, 2010-11									
	Other enrolled students, 2010-11									
	All program completers, 2010-11									
	All program completers, 2009-10	1				139	1			
	All program completers, 2008-09									
<b>PRAXIS I MATHEMATICS (0730)</b>  Test Company: ETS Score Range: 150-190	All enrolled students who have completed all nonclinical courses, 2010-11	1				169	2			
	Other enrolled students, 2010-11						12	12	100%	176
	All program completers, 2010-11									
	All program completers, 2009-10						3			
	All program completers, 2008-09						5			


Single Assessment Institution-Level Pass Rate Data: *Traditional Teacher Preparation Program Within IHE*

	<b>HEOA - Title II 2010 - 2011 Academic Year</b>	
	Institution Name	MISSISSIPPI STATE U MS
	Institution Code	1480
	State	Mississippi

March 7, 2012


Assessment Information <sup>1</sup>	Group	Number Taking Assessment	Number Passing Assessment	Institutional Pass Rate	Institutional Average Scaled Score	Assessment Cut Score <sup>2</sup>	Statewide			
							Number Taking Assessment	Number Passing Assessment	Statewide Pass Rate	Statewide Average Scaled Score
<b>PRAXIS I READING (0710)</b>  Test Company: ETS Score Range: 150-190	All enrolled students who have completed all nonclinical courses, 2010-11	1				170	2			
	Other enrolled students, 2010-11						12	12	100%	177
	All program completers, 2010-11						2			
	All program completers, 2009-10						2			
	All program completers, 2008-09						4			
<b>PRAXIS I WRITING (0720)</b>  Test Company: ETS Score Range: 150-190	All enrolled students who have completed all nonclinical courses, 2010-11	1				172	1			
	Other enrolled students, 2010-11						11	11	100%	175
	All program completers, 2010-11									
	All program completers, 2009-10						3			
	All program completers, 2008-09						5			
<b>PRINCIPLES LEARNING AND TEACHING 5-9 (0523)</b>  Test Company: ETS Score Range: 100-200	All enrolled students who have completed all nonclinical courses, 2010-11	4				152	4			
	Other enrolled students, 2010-11	1				152	8			
	All program completers, 2010-11	2				152	5			
	All program completers, 2009-10	2				152	7			
	All program completers, 2008-09						4			
<b>PRINCIPLES LEARNING AND TEACHING 7-12 (0524)</b>  Test Company: ETS Score Range: 100-200	All enrolled students who have completed all nonclinical courses, 2010-11	49	47	96%	164	152	88	85	97%	163
	Other enrolled students, 2010-11	32	29	91%	165	152	204	189	93%	166
	All program completers, 2010-11	110	107	97%	167	152	315	311	99%	167
	All program completers, 2009-10	110	107	97%	164	152	376	371	99%	166
	All program completers, 2008-09	111	111	100%	168	152	359	359	100%	168

**Single Assessment Institution-Level Pass Rate Data: Traditional Teacher Preparation Program Within IHE**

		<b>HEOA - Title II 2010 - 2011 Academic Year</b>									
Institution Name		MISSISSIPPI STATE U MS									
Institution Code		1480									
State		Mississippi									
							March 7, 2012				
Assessment Information <sup>1</sup>	Group	Number Taking Assessment	Number Passing Assessment	Institutional Pass Rate	Institutional Average Scaled Score	Assessment Cut Score <sup>2</sup>	Statewide				
							Number Taking Assessment	Number Passing Assessment	Statewide Pass Rate	Statewide Average Scaled Score	
<b>PRINCIPLES LEARNING AND TEACHING K-6 (0522)</b>  Test Company: ETS Score Range: 100-200	All enrolled students who have completed all nonclinical courses, 2010-11	64	59	92%	168	152	134	127	95%	166	
	Other enrolled students, 2010-11	27	22	81%	165	152	426	382	90%	167	
	All program completers, 2010-11	186	177	95%	170	152	787	772	98%	169	
	All program completers, 2009-10	214	211	99%	169	152	1025	1015	99%	170	
	All program completers, 2008-09	215	213	99%	170	152	912	903	99%	170	
<b>SE CORE KNOWLEDGE &amp; APPLICATIONS (0354)</b>  Test Company: ETS Score Range: 100-200	All enrolled students who have completed all nonclinical courses, 2010-11	4				142	5				
	Other enrolled students, 2010-11	4				142	20	20	100%	167	
	All program completers, 2010-11	6				142	17	17	100%	167	
	All program completers, 2009-10										
	All program completers, 2008-09										
<b>SOCIAL STUDIES: CONTENT KNOWLEDGE (0081)</b>  Test Company: ETS Score Range: 100-200	All enrolled students who have completed all nonclinical courses, 2010-11	7				143	12	12	100%	160	
	Other enrolled students, 2010-11	8				143	52	45	87%	156	
	All program completers, 2010-11	27	27	100%	160	143	88	88	100%	159	
	All program completers, 2009-10	26	26	100%	156	143	92	91	99%	158	
	All program completers, 2008-09	32	31	97%	158	143	91	89	98%	160	
<b>SPANISH PRODUCTIVE LANGUAGE SKILLS (0192)</b>  Test Company: ETS Score Range: 100-200	All enrolled students who have completed all nonclinical courses, 2010-11						1				
	Other enrolled students, 2010-11						1				
	All program completers, 2010-11										
	All program completers, 2009-10						3				
	All program completers, 2008-09	2				155	4				



**Single Assessment Institution-Level Pass Rate Data: Traditional Teacher Preparation Program Within IHE**

		<b>HEOA - Title II 2010 - 2011 Academic Year</b>								
<b>Institution Name</b>		MISSISSIPPI STATE U MS								
<b>Institution Code</b>		1480								
<b>State</b>		Mississippi								
							March 7, 2012			
Assessment Information <sup>1</sup>	Group	Number Taking Assessment	Number Passing Assessment	Institutional Pass Rate	Institutional Average Scaled Score	Assessment Cut Score <sup>2</sup>	Statewide			
							Number Taking Assessment	Number Passing Assessment	Statewide Pass Rate	Statewide Average Scaled Score
<b>SPANISH: WORLD LANGUAGE (5195)</b>  Test Company: ETS Score Range: 100-200	All enrolled students who have completed all nonclinical courses, 2010-11						1			
	Other enrolled students, 2010-11	1				160	7			
	All program completers, 2010-11	1				160	1			
	All program completers, 2009-10									
	All program completers, 2008-09									
<b>SPEECH COMMUNICATION (0220)</b>  Test Company: ETS Score Range: 250-990	All enrolled students who have completed all nonclinical courses, 2010-11									
	Other enrolled students, 2010-11									
	All program completers, 2010-11									
	All program completers, 2009-10									
	All program completers, 2008-09	1				510	1			
<b>SPEECH COMMUNICATIONS (0221)</b>  Test Company: ETS Score Range: 100-200	All enrolled students who have completed all nonclinical courses, 2010-11									
	Other enrolled students, 2010-11									
	All program completers, 2010-11									
	All program completers, 2009-10	1				134	1			
	All program completers, 2008-09									

<sup>1</sup>Tests with multiple delivery options (computer, paper, etc.) will be noted with the assessment code for the paper format only.

<sup>2</sup>Cut scores may vary for groups depending upon when the cut scores are established by the state and when each group completed their teacher certification or licensure assessment.