


**Summary Institution-Level Pass Rate Data: *Traditional Teacher Preparation Program Within IHE***


		<b>HEOA - Title II 2009 - 2010 Academic Year</b>				
<b>Institution Name</b>		MISSISSIPPI STATE U MS				
<b>Institution Code</b>		1480				
<b>State</b>		Mississippi				
						<i>March 25, 2011</i>
				<b>Statewide</b>		
<b>Group</b>	<b>Number Taking Assessment<sup>1</sup></b>	<b>Number Passing Assessment<sup>2</sup></b>	<b>Institutional Pass Rate</b>	<b>Number Taking Assessment<sup>1</sup></b>	<b>Number Passing Assessment<sup>2</sup></b>	<b>Statewide Pass Rate</b>
All program completers, 2009-10	326	308	94%	1410	1360	96%
All program completers, 2008-09	328	318	97%	1277	1252	98%
All program completers, 2007-08	335	323	96%	1231	1202	98%

<sup>1</sup> Number of completers taking one or more assessments within their area of specialization.

<sup>2</sup> Number who passed all assessments taken within their area of specialization.

**Summary Institution-Level Pass Rate Data: *Traditional Teacher Preparation Program Within IHE***


**Single Assessment Institution-Level Pass Rate Data: Traditional Teacher Preparation Program Within IHE**

	<b>HEOA - Title II 2009 - 2010 Academic Year</b>
	<b>Institution Name</b> MISSISSIPPI STATE U MS
	<b>Institution Code</b> 1480
	<b>State</b> Mississippi

March 25, 2011

Assessment Information <sup>1</sup>	Group	Number Taking Assessment	Number Passing Assessment	Institutional Pass Rate	Institutional Average Scaled Score	Assessment Cut Score <sup>2</sup>	Statewide			
							Number Taking Assessment	Number Passing Assessment	Statewide Pass Rate	Statewide Average Scaled Score
<b>ART CONTENT KNOWLEDGE (0133)</b>  Test Company: ETS Score Range: 100-200	All enrolled students who have completed all nonclinical courses, 2009-10						1			
	Other enrolled students, 2009-10						5			
	All program completers, 2009-10						7			
	All program completers, 2008-09						15	15	100%	167
	All program completers, 2007-08						13	13	100%	163
<b>BIOLOGY CONTENT KNOWLEDGE (0235)</b>  Test Company: ETS Score Range: 100-200	All enrolled students who have completed all nonclinical courses, 2009-10	3				150	4			
	Other enrolled students, 2009-10	2				150	11	8	73%	160
	All program completers, 2009-10	8				150	25	23	92%	160
	All program completers, 2008-09	11	11	100%	161	150	23	23	100%	159
	All program completers, 2007-08	6				150	17	15	88%	161
<b>BUSINESS EDUCATION (0100)</b>  Test Company: ETS Score Range: 250-990	All enrolled students who have completed all nonclinical courses, 2009-10	2				560	2			
	Other enrolled students, 2009-10	1				560	1			
	All program completers, 2009-10	6				560	13	13	100%	611
	All program completers, 2008-09	6				560	10	10	100%	633
	All program completers, 2007-08	7				560	16	16	100%	626
<b>CHEMISTRY CONTENT KNOWLEDGE II (0245)</b>  Test Company: ETS Score Range: 100-200	All enrolled students who have completed all nonclinical courses, 2009-10	2				151	3			
	Other enrolled students, 2009-10						2			
	All program completers, 2009-10						2			
	All program completers, 2008-09									
	All program completers, 2007-08						2			


**Single Assessment Institution-Level Pass Rate Data: Traditional Teacher Preparation Program Within IHE**

	<b>HEOA - Title II 2009 - 2010 Academic Year</b>
	<b>Institution Name</b> MISSISSIPPI STATE U MS
	<b>Institution Code</b> 1480
	<b>State</b> Mississippi

March 25, 2011

Assessment Information <sup>1</sup>	Group	Number Taking Assessment	Number Passing Assessment	Institutional Pass Rate	Institutional Average Scaled Score	Assessment Cut Score <sup>2</sup>	Statewide			
							Number Taking Assessment	Number Passing Assessment	Statewide Pass Rate	Statewide Average Scaled Score
<b>ED OF DEAF AND HARD OF HEARING (0271)</b>  Test Company: ETS Score Range: 100-200	All enrolled students who have completed all nonclinical courses, 2009-10									
	Other enrolled students, 2009-10						1			
	All program completers, 2009-10						11	11	100%	165
	All program completers, 2008-09						6			
	All program completers, 2007-08						8			
<b>ED OF EXCEPTIONAL STUDENTS: CORE CK (0353)</b>  Test Company: ETS Score Range: 100-200	All enrolled students who have completed all nonclinical courses, 2009-10	4				136	6			
	Other enrolled students, 2009-10	4				136	10	10	100%	162
	All program completers, 2009-10	15	15	100%	166	136	56	56	100%	168
	All program completers, 2008-09	16	16	100%	168	136	53	53	100%	170
	All program completers, 2007-08	20	20	100%	163	136	54	54	100%	166
<b>EDUCATION OF YOUNG CHILDREN (0021)</b>  Test Company: ETS Score Range: 100-200	All enrolled students who have completed all nonclinical courses, 2009-10						1			
	Other enrolled students, 2009-10									
	All program completers, 2009-10									
	All program completers, 2008-09									
	All program completers, 2007-08									
<b>ELEM ED CURR INSTRUC ASSESSMENT (0011)</b>  Test Company: ETS Score Range: 100-200	All enrolled students who have completed all nonclinical courses, 2009-10	41	35	85%	172	158	112	92	82%	168
	Other enrolled students, 2009-10	21	15	71%	169	158	232	166	72%	165
	All program completers, 2009-10	191	182	95%	172	158	944	921	98%	172
	All program completers, 2008-09	194	185	95%	171	150	820	799	97%	171
	All program completers, 2007-08	171	165	96%	171	150	591	571	97%	173


**Single Assessment Institution-Level Pass Rate Data: Traditional Teacher Preparation Program Within IHE**

	<b>HEOA - Title II 2009 - 2010 Academic Year</b>
	<b>Institution Name</b> MISSISSIPPI STATE U MS
	<b>Institution Code</b> 1480
	<b>State</b> Mississippi

March 25, 2011

Assessment Information <sup>1</sup>	Group	Number Taking Assessment	Number Passing Assessment	Institutional Pass Rate	Institutional Average Scaled Score	Assessment Cut Score <sup>2</sup>	Statewide			
							Number Taking Assessment	Number Passing Assessment	Statewide Pass Rate	Statewide Average Scaled Score
<b>ELEMENTARY ED CONTENT KNOWLEDGE (0014)</b>  Test Company: ETS Score Range: 100-200	All enrolled students who have completed all nonclinical courses, 2009-10									
	Other enrolled students, 2009-10									
	All program completers, 2009-10									
	All program completers, 2008-09									
	All program completers, 2007-08						2			
<b>ENG LANG LIT COMP CONTENT KNOWLEDGE (0041)</b>  Test Company: ETS Score Range: 100-200	All enrolled students who have completed all nonclinical courses, 2009-10	1				157	5			
	Other enrolled students, 2009-10						17	12	71%	166
	All program completers, 2009-10	10	10	100%	169	157	61	60	98%	173
	All program completers, 2008-09	18	18	100%	175	157	81	81	100%	174
	All program completers, 2007-08	17	16	94%	170	157	77	76	99%	172
<b>FAMILY AND CONSUMER SCIENCES II (0121)</b>  Test Company: ETS Score Range: 100-200	All enrolled students who have completed all nonclinical courses, 2009-10									
	Other enrolled students, 2009-10	1				153	1			
	All program completers, 2009-10									
	All program completers, 2008-09						1			
	All program completers, 2007-08									
<b>FRENCH PRODUCTIVE LANGUAGE SKILLS (0171)</b>  Test Company: ETS Score Range: 100-200	All enrolled students who have completed all nonclinical courses, 2009-10									
	Other enrolled students, 2009-10									
	All program completers, 2009-10									
	All program completers, 2008-09	1				161	1			
	All program completers, 2007-08						1			


**Single Assessment Institution-Level Pass Rate Data: Traditional Teacher Preparation Program Within IHE**

	<b>HEOA - Title II 2009 - 2010 Academic Year</b>
	<b>Institution Name</b> MISSISSIPPI STATE U MS
	<b>Institution Code</b> 1480
	<b>State</b> Mississippi

March 25, 2011

Assessment Information <sup>1</sup>	Group	Number Taking Assessment	Number Passing Assessment	Institutional Pass Rate	Institutional Average Scaled Score	Assessment Cut Score <sup>2</sup>	Statewide			
							Number Taking Assessment	Number Passing Assessment	Statewide Pass Rate	Statewide Average Scaled Score
<b>LIBRARY MEDIA SPECIALIST II (0311)</b>  Test Company: ETS Score Range: 100-200	All enrolled students who have completed all nonclinical courses, 2009-10									
	Other enrolled students, 2009-10									
	All program completers, 2009-10						1			
	All program completers, 2008-09									
	All program completers, 2007-08									
<b>LIBRARY MEDIA SPECIALIST (0310)</b>  Test Company: ETS Score Range: 250-990	All enrolled students who have completed all nonclinical courses, 2009-10									
	Other enrolled students, 2009-10									
	All program completers, 2009-10									
	All program completers, 2008-09						2			
	All program completers, 2007-08						5			
<b>MATHEMATICS: CONTENT KNOWLEDGE (0061)</b>  Test Company: ETS Score Range: 100-200	All enrolled students who have completed all nonclinical courses, 2009-10	2				123	2			
	Other enrolled students, 2009-10	4				123	13	9	69%	134
	All program completers, 2009-10	6				123	32	30	94%	139
	All program completers, 2008-09	6				123	30	30	100%	136
	All program completers, 2007-08	10	10	100%	134	123	40	40	100%	139
<b>MUSIC CONTENT KNOWLEDGE (0113)</b>  Test Company: ETS Score Range: 100-200	All enrolled students who have completed all nonclinical courses, 2009-10	3				139	6			
	Other enrolled students, 2009-10	1				139	6			
	All program completers, 2009-10	11	11	100%	159	139	65	65	100%	159
	All program completers, 2008-09	10	10	100%	168	139	50	49	98%	157
	All program completers, 2007-08	9				139	31	31	100%	156


Single Assessment Institution-Level Pass Rate Data: *Traditional Teacher Preparation Program Within IHE*

	<b>HEOA - Title II</b> <b>2009 - 2010 Academic Year</b>	
	Institution Name	MISSISSIPPI STATE U MS
	Institution Code	1480
	State	Mississippi

March 25, 2011

Assessment Information <sup>1</sup>	Group	Number Taking Assessment	Number Passing Assessment	Institutional Pass Rate	Institutional Average Scaled Score	Assessment Cut Score <sup>2</sup>	Statewide			
							Number Taking Assessment	Number Passing Assessment	Statewide Pass Rate	Statewide Average Scaled Score
<b>PHYSICAL ED: CONTENT KNOWLEDGE (0091)</b>  Test Company: ETS Score Range: 100-200	All enrolled students who have completed all nonclinical courses, 2009-10	19	19	100%	151	138	27	27	100%	150
	Other enrolled students, 2009-10	2				138	19	18	95%	151
	All program completers, 2009-10	49	49	100%	153	138	88	88	100%	151
	All program completers, 2008-09	31	31	100%	154	138	60	60	100%	151
	All program completers, 2007-08	35	35	100%	152	138	74	74	100%	151
<b>PHYSICS CONTENT KNOWLEDGE II (0265)</b>  Test Company: ETS Score Range: 100-200	All enrolled students who have completed all nonclinical courses, 2009-10									
	Other enrolled students, 2009-10									
	All program completers, 2009-10	1				139	1			
	All program completers, 2008-09									
	All program completers, 2007-08									
<b>PRAXIS I MATHEMATICS (0730)</b>  Test Company: ETS Score Range: 150-190	All enrolled students who have completed all nonclinical courses, 2009-10									
	Other enrolled students, 2009-10						7			
	All program completers, 2009-10						3			
	All program completers, 2008-09						5			
	All program completers, 2007-08									
<b>PRAXIS I READING (0710)</b>  Test Company: ETS Score Range: 150-190	All enrolled students who have completed all nonclinical courses, 2009-10						1			
	Other enrolled students, 2009-10						7			
	All program completers, 2009-10						2			
	All program completers, 2008-09						4			
	All program completers, 2007-08									

**Single Assessment Institution-Level Pass Rate Data: Traditional Teacher Preparation Program Within IHE**


	<b>HEOA - Title II 2009 - 2010 Academic Year</b>
	<b>Institution Name</b> MISSISSIPPI STATE U MS
	<b>Institution Code</b> 1480
	<b>State</b> Mississippi

March 25, 2011

Assessment Information <sup>1</sup>	Group	Number Taking Assessment	Number Passing Assessment	Institutional Pass Rate	Institutional Average Scaled Score	Assessment Cut Score <sup>2</sup>	Statewide			
							Number Taking Assessment	Number Passing Assessment	Statewide Pass Rate	Statewide Average Scaled Score
<b>PRAXIS I WRITING (0720)</b>  Test Company: ETS Score Range: 150-190	All enrolled students who have completed all nonclinical courses, 2009-10						1			
	Other enrolled students, 2009-10						7			
	All program completers, 2009-10						3			
	All program completers, 2008-09						5			
	All program completers, 2007-08									
<b>PRINCIPLES LEARNING AND TEACHING 5-9 (0523)</b>  Test Company: ETS Score Range: 100-200	All enrolled students who have completed all nonclinical courses, 2009-10	2				152	2			
	Other enrolled students, 2009-10						6			
	All program completers, 2009-10	2				152	6			
	All program completers, 2008-09						4			
	All program completers, 2007-08	3				152	5			
<b>PRINCIPLES LEARNING AND TEACHING 7-12 (0524)</b>  Test Company: ETS Score Range: 100-200	All enrolled students who have completed all nonclinical courses, 2009-10	42	37	88%	162	152	66	60	91%	163
	Other enrolled students, 2009-10	13	12	92%	172	152	70	65	93%	166
	All program completers, 2009-10	110	107	97%	164	152	374	369	99%	166
	All program completers, 2008-09	111	111	100%	168	152	358	358	100%	168
	All program completers, 2007-08	105	104	99%	167	152	368	366	99%	168
<b>PRINCIPLES LEARNING AND TEACHING K-6 (0522)</b>  Test Company: ETS Score Range: 100-200	All enrolled students who have completed all nonclinical courses, 2009-10	47	45	96%	172	152	118	113	96%	168
	Other enrolled students, 2009-10	25	21	84%	166	152	241	204	85%	164
	All program completers, 2009-10	214	209	98%	169	152	1024	1004	98%	170
	All program completers, 2008-09	216	214	99%	170	152	911	902	99%	170
	All program completers, 2007-08	227	227	100%	171	152	852	848	100%	170



**Single Assessment Institution-Level Pass Rate Data: Traditional Teacher Preparation Program Within IHE**

		<b>HEOA - Title II 2009 - 2010 Academic Year</b>								
<b>Institution Name</b>	MISSISSIPPI STATE U MS									
<b>Institution Code</b>	1480									
<b>State</b>	Mississippi									
							March 25, 2011			
Assessment Information <sup>1</sup>	Group	Number Taking Assessment	Number Passing Assessment	Institutional Pass Rate	Institutional Average Scaled Score	Assessment Cut Score <sup>2</sup>	Statewide			
							Number Taking Assessment	Number Passing Assessment	Statewide Pass Rate	Statewide Average Scaled Score
<b>SOCIAL STUDIES: CONTENT KNOWLEDGE (0081)</b>  Test Company: ETS Score Range: 100-200	All enrolled students who have completed all nonclinical courses, 2009-10	8				143	13	13	100%	155
	Other enrolled students, 2009-10	2				143	20	14	70%	155
	All program completers, 2009-10	26	26	100%	156	143	92	91	99%	158
	All program completers, 2008-09	32	31	97%	158	143	91	89	98%	160
	All program completers, 2007-08	27	27	100%	159	143	90	90	100%	163
<b>SPANISH PRODUCTIVE LANGUAGE SKILLS (0192)</b>  Test Company: ETS Score Range: 100-200	All enrolled students who have completed all nonclinical courses, 2009-10						1			
	Other enrolled students, 2009-10						1			
	All program completers, 2009-10						3			
	All program completers, 2008-09	2				155	4			
	All program completers, 2007-08	2				155	5			
<b>SPEECH COMMUNICATION (0220)</b>  Test Company: ETS Score Range: 250-990	All enrolled students who have completed all nonclinical courses, 2009-10									
	Other enrolled students, 2009-10									
	All program completers, 2009-10									
	All program completers, 2008-09	1				510	1			
	All program completers, 2007-08	1				510	1			
<b>SPEECH COMMUNICATIONS (0221)</b>  Test Company: ETS Score Range: 100-200	All enrolled students who have completed all nonclinical courses, 2009-10									
	Other enrolled students, 2009-10									
	All program completers, 2009-10	1				134	1			
	All program completers, 2008-09									
	All program completers, 2007-08									

<sup>1</sup>Tests with multiple delivery options (computer, paper, etc.) will be noted with the assessment code for the paper format only.

<sup>2</sup>Cut scores may vary for groups depending upon when the cut scores are established by the state and when each group completed their teacher certification or licensure assessment.