


**Summary Institution-Level Pass Rate Data: Traditional Teacher Preparation Program Within IHE**


		<b>HEOA - Title II 2014 - 2015 Academic Year</b>				
<b>Institution Name</b>	MISSISSIPPI STATE U MS					
<b>Institution Code</b>	1480					
<b>State</b>	Mississippi					
<i>February 26, 2016</i>						
	<b>Statewide</b>					
<b>Group</b>	<b>Number Taking Assessment<sup>1</sup></b>	<b>Number Passing Assessment<sup>2</sup></b>	<b>Institutional Pass Rate</b>	<b>Number Taking Assessment<sup>1</sup></b>	<b>Number Passing Assessment<sup>2</sup></b>	<b>Statewide Pass Rate</b>
All program completers, 2014-15	248	241	97%	1073	1032	96%
All program completers, 2013-14	310	302	97%	1271	1212	95%
All program completers, 2012-13	303	294	97%	1270	1211	95%

Note: In cases where there are less than ten students taking the assessment or license/certificate, the number passing and pass rate are not reported.


<sup>1</sup> Number of completers taking one or more assessments within their area of specialization.

<sup>2</sup> Summary level "Number Taking Assessment" may differ from assessment level "Number Taking Assessment" because each student is counted once at the summary level but may be counted in multiple assessments at the assessment level.


Single Assessment Institution-Level Pass Rate Data: *Traditional Teacher Preparation Program Within IHE*

		<b>HEOA - Title II 2014 - 2015 Academic Year</b>										
Institution Name		MISSISSIPPI STATE U MS										
Institution Code		1480										
State		Mississippi										
							February 26, 2016					
Assessment Information <sup>1</sup>		Group	Number Taking Assessment	Number Passing Assessment	Institutional Pass Rate	Institutional Average Scaled Score	Assessment Cut Score <sup>2</sup>	Statewide				
								Number Taking Assessment	Number Passing Assessment	Statewide Pass Rate	Statewide Average Scaled Score	
<b>ART CONTENT KNOWLEDGE (5134)</b>  Test Company: ETS Score Range: 100-200		All enrolled students who have completed all nonclinical courses, 2014-15						1				
		Other enrolled students, 2014-15						3				
		All program completers, 2014-15							2			
		All program completers, 2013-14							11	11	100%	171
		All program completers, 2012-13							10	10	100%	168
<b>BIOLOGY CONTENT KNOWLEDGE (0235)</b>  Test Company: ETS Score Range: 100-200		All enrolled students who have completed all nonclinical courses, 2014-15	1				150	5				
		Other enrolled students, 2014-15	3				150	8				
		All program completers, 2014-15	3				150	10	10	100%	160	
		All program completers, 2013-14	5				150	21	21	100%	160	
		All program completers, 2012-13	4				150	16	14	88%	156	
<b>BUSINESS ED CONTENT KNOWLEDGE (5101)</b>  Test Company: ETS Score Range: 100-200		All enrolled students who have completed all nonclinical courses, 2014-15										
		Other enrolled students, 2014-15										
		All program completers, 2014-15	1				153	3				
		All program completers, 2013-14	1				153	2				
		All program completers, 2012-13	2				153	3				
<b>CHEMISTRY CONTENT KNOWLEDGE (0245)</b>  Test Company: ETS Score Range: 100-200		All enrolled students who have completed all nonclinical courses, 2014-15										
		Other enrolled students, 2014-15						3				
		All program completers, 2014-15	1				151	3				
		All program completers, 2013-14						1				
		All program completers, 2012-13	2				151	4				


**Single Assessment Institution-Level Pass Rate Data: Traditional Teacher Preparation Program Within IHE**

		<b>HEOA - Title II 2014 - 2015 Academic Year</b>								
<b>Institution Name</b>	MISSISSIPPI STATE U MS									
<b>Institution Code</b>	1480									
<b>State</b>	Mississippi									
							February 26, 2016			
Assessment Information <sup>1</sup>	Group	Number Taking Assessment	Number Passing Assessment	Institutional Pass Rate	Institutional Average Scaled Score	Assessment Cut Score <sup>2</sup>	Statewide			
							Number Taking Assessment	Number Passing Assessment	Statewide Pass Rate	Statewide Average Scaled Score
<b>CORE ACADEMIC SKILLS FOR ED: MATH (5732)</b>  Test Company: ETS Score Range: 100-200	All enrolled students who have completed all nonclinical courses, 2014-15									
	Other enrolled students, 2014-15						1			
	All program completers, 2014-15						1			
	All program completers, 2013-14									
	All program completers, 2012-13									
<b>CORE ACADEMIC SKILLS FOR ED: READING (5712)</b>  Test Company: ETS Score Range: 100-200	All enrolled students who have completed all nonclinical courses, 2014-15									
	Other enrolled students, 2014-15						1			
	All program completers, 2014-15						1			
	All program completers, 2013-14									
	All program completers, 2012-13									
<b>CORE ACADEMIC SKILLS FOR ED: WRITING (5722)</b>  Test Company: ETS Score Range: 100-200	All enrolled students who have completed all nonclinical courses, 2014-15									
	Other enrolled students, 2014-15						1			
	All program completers, 2014-15						1			
	All program completers, 2013-14									
	All program completers, 2012-13									
<b>ED OF DEAF AND HARD OF HEARING (DISCONTINUED) (0271)</b>  Test Company: ETS Score Range: 100-200	All enrolled students who have completed all nonclinical courses, 2014-15									
	Other enrolled students, 2014-15									
	All program completers, 2014-15									
	All program completers, 2013-14						1			
	All program completers, 2012-13									


Single Assessment Institution-Level Pass Rate Data: *Traditional Teacher Preparation Program Within IHE*

		<b>HEOA - Title II 2014 - 2015 Academic Year</b>								
Institution Name		MISSISSIPPI STATE U MS								
Institution Code		1480								
State		Mississippi								
							February 26, 2016			
Assessment Information <sup>1</sup>	Group	Number Taking Assessment	Number Passing Assessment	Institutional Pass Rate	Institutional Average Scaled Score	Assessment Cut Score <sup>2</sup>	Statewide			
							Number Taking Assessment	Number Passing Assessment	Statewide Pass Rate	Statewide Average Scaled Score
<b>ED OF DEAF AND HARD OF HEARING (5272)</b>  Test Company: ETS Score Range: 100-200	All enrolled students who have completed all nonclinical courses, 2014-15									
	Other enrolled students, 2014-15									
	All program completers, 2014-15						4			
	All program completers, 2013-14									
	All program completers, 2012-13									
<b>EDUCATION OF YOUNG CHILDREN (DISCONTINUED) (5021)</b>  Test Company: ETS Score Range: 100-200	All enrolled students who have completed all nonclinical courses, 2014-15									
	Other enrolled students, 2014-15						1			
	All program completers, 2014-15						1			
	All program completers, 2013-14						4			
	All program completers, 2012-13									
<b>ELEM ED CONTENT KNOWLEDGE (DISCONTINUED) (5014)</b>  Test Company: ETS Score Range: 100-200	All enrolled students who have completed all nonclinical courses, 2014-15									
	Other enrolled students, 2014-15									
	All program completers, 2014-15									
	All program completers, 2013-14						2			
	All program completers, 2012-13									
<b>ELEM ED CURR INSTRUC ASSESSMENT (DISC) (0011)</b>  Test Company: ETS Score Range: 100-200	All enrolled students who have completed all nonclinical courses, 2014-15	2				158	12	9	75%	166
	Other enrolled students, 2014-15	2				158	35	20	57%	163
	All program completers, 2014-15	47	47	100%	178	158	263	261	99%	174
	All program completers, 2013-14	180	180	100%	175	158	806	801	99%	173
	All program completers, 2012-13	171	170	99%	174	158	838	830	99%	173


**Single Assessment Institution-Level Pass Rate Data: Traditional Teacher Preparation Program Within IHE**

		<b>HEOA - Title II 2014 - 2015 Academic Year</b>									
<b>Institution Name</b>		MISSISSIPPI STATE U MS									
<b>Institution Code</b>		1480									
<b>State</b>		Mississippi					February 26, 2016				
Assessment Information <sup>1</sup>	Group	Number Taking Assessment	Number Passing Assessment	Institutional Pass Rate	Institutional Average Scaled Score	Assessment Cut Score <sup>2</sup>	Statewide				
							Number Taking Assessment	Number Passing Assessment	Statewide Pass Rate	Statewide Average Scaled Score	
<b>ELEM ED CURR INSTRUC ASSESSMENT (5017)</b>  Test Company: ETS Score Range: 100-200	All enrolled students who have completed all nonclinical courses, 2014-15	38	36	95%	171	153	107	102	95%	171	
	Other enrolled students, 2014-15	10	8	80%	166	153	68	57	84%	164	
	All program completers, 2014-15	93	92	99%	171	153	438	424	97%	168	
	All program completers, 2013-14						12	8	67%	157	
	All program completers, 2012-13	2				153	4				
<b>ENG LANG LIT COMP CONTENT KNOWLEDGE (DISC) (0041)</b>  Test Company: ETS Score Range: 100-200	All enrolled students who have completed all nonclinical courses, 2014-15						1				
	Other enrolled students, 2014-15						6				
	All program completers, 2014-15						3				
	All program completers, 2013-14	11	11	100%	175	157	36	36	100%	172	
	All program completers, 2012-13	17	17	100%	175	157	75	71	95%	171	
<b>ENGLISH LANGUAGE ARTS: CK (5038)</b>  Test Company: ETS Score Range: 100-200	All enrolled students who have completed all nonclinical courses, 2014-15	5				167	9				
	Other enrolled students, 2014-15	2				167	12	12	100%	180	
	All program completers, 2014-15	9				167	60	60	100%	176	
	All program completers, 2013-14	3				167	33	32	97%	176	
	All program completers, 2012-13										
<b>FAMILY AND CONSUMER SCIENCES (DISCONTINUED 2) (5121)</b>  Test Company: ETS Score Range: 100-200	All enrolled students who have completed all nonclinical courses, 2014-15										
	Other enrolled students, 2014-15						1				
	All program completers, 2014-15										
	All program completers, 2013-14	1				153	1				
	All program completers, 2012-13										


**Single Assessment Institution-Level Pass Rate Data: Traditional Teacher Preparation Program Within IHE**

		<b>HEOA - Title II 2014 - 2015 Academic Year</b>								
<b>Institution Name</b>	MISSISSIPPI STATE U MS									
<b>Institution Code</b>	1480									
<b>State</b>	Mississippi									
							February 26, 2016			
Assessment Information <sup>1</sup>	Group	Number Taking Assessment	Number Passing Assessment	Institutional Pass Rate	Institutional Average Scaled Score	Assessment Cut Score <sup>2</sup>	Statewide			
							Number Taking Assessment	Number Passing Assessment	Statewide Pass Rate	Statewide Average Scaled Score
<b>FRENCH WORLD LANGUAGE (5174)</b>  Test Company: ETS Score Range: 100-200	All enrolled students who have completed all nonclinical courses, 2014-15									
	Other enrolled students, 2014-15									
	All program completers, 2014-15	2				153	3			
	All program completers, 2013-14									
	All program completers, 2012-13	1				153	1			
<b>GERMAN WORLD LANGUAGE (5183)</b>  Test Company: ETS Score Range: 100-200	All enrolled students who have completed all nonclinical courses, 2014-15									
	Other enrolled students, 2014-15									
	All program completers, 2014-15									
	All program completers, 2013-14	1				154	1			
	All program completers, 2012-13									
<b>HEALTH EDUCATION (DISCONTINUED) (5550)</b>  Test Company: ETS Score Range: 250-990	All enrolled students who have completed all nonclinical courses, 2014-15									
	Other enrolled students, 2014-15									
	All program completers, 2014-15									
	All program completers, 2013-14						1			
	All program completers, 2012-13									
<b>HEALTH EDUCATION (5551)</b>  Test Company: ETS Score Range: 100-200	All enrolled students who have completed all nonclinical courses, 2014-15									
	Other enrolled students, 2014-15									
	All program completers, 2014-15						1			
	All program completers, 2013-14									
	All program completers, 2012-13									

Single Assessment Institution-Level Pass Rate Data: *Traditional Teacher Preparation Program Within IHE*


		<b>HEOA - Title II 2014 - 2015 Academic Year</b>									
Institution Name		MISSISSIPPI STATE U MS									
Institution Code		1480									
State		Mississippi									
							February 26, 2016				
Assessment Information <sup>1</sup>		Group	Number Taking Assessment	Number Passing Assessment	Institutional Pass Rate	Institutional Average Scaled Score	Assessment Cut Score <sup>2</sup>	Statewide			
								Number Taking Assessment	Number Passing Assessment	Statewide Pass Rate	Statewide Average Scaled Score
<b>LATIN (5601)</b>  Test Company: ETS Score Range: 100-200		All enrolled students who have completed all nonclinical courses, 2014-15									
		Other enrolled students, 2014-15									
		All program completers, 2014-15						1			
		All program completers, 2013-14									
		All program completers, 2012-13									
<b>MATHEMATICS CONTENT KNOWLEDGE (DISC) (0061)</b>  Test Company: ETS Score Range: 100-200		All enrolled students who have completed all nonclinical courses, 2014-15									
		Other enrolled students, 2014-15						3			
		All program completers, 2014-15						2			
		All program completers, 2013-14	8				128	14	14	100%	142
		All program completers, 2012-13	11	11	100%	140	128	46	42	91%	139
<b>MATHEMATICS CONTENT KNOWLEDGE (5161)</b>  Test Company: ETS Score Range: 100-200		All enrolled students who have completed all nonclinical courses, 2014-15	3				160	12	0	0%	146
		Other enrolled students, 2014-15	2				160	13	3	23%	149
		All program completers, 2014-15	9				160	38	29	76%	163
		All program completers, 2013-14	5				160	26	18	69%	162
		All program completers, 2012-13						1			
<b>MUSIC CONTENT KNOWLEDGE (0113)</b>  Test Company: ETS Score Range: 100-200		All enrolled students who have completed all nonclinical courses, 2014-15	2				161	8			
		Other enrolled students, 2014-15	1				161	14	2	14%	153
		All program completers, 2014-15	11	10	91%	169	161	47	39	83%	166
		All program completers, 2013-14	8				161	91	70	77%	165
		All program completers, 2012-13	10	8	80%	166	161	34	18	53%	160

**Single Assessment Institution-Level Pass Rate Data: Traditional Teacher Preparation Program Within IHE**


		<b>HEOA - Title II 2014 - 2015 Academic Year</b>									
Institution Name		MISSISSIPPI STATE U MS									
Institution Code		1480									
State		Mississippi									
							February 26, 2016				
Assessment Information <sup>1</sup>	Group	Number Taking Assessment	Number Passing Assessment	Institutional Pass Rate	Institutional Average Scaled Score	Assessment Cut Score <sup>2</sup>	Statewide				
							Number Taking Assessment	Number Passing Assessment	Statewide Pass Rate	Statewide Average Scaled Score	
<b>PHYSICAL ED CONTENT KNOWLEDGE (5091)</b>  Test Company: ETS Score Range: 100-200	All enrolled students who have completed all nonclinical courses, 2014-15	11	10	91%	155	145	20	19	95%	155	
	Other enrolled students, 2014-15	1				145	10	8	80%	150	
	All program completers, 2014-15	23	23	100%	154	145	41	41	100%	154	
	All program completers, 2013-14	44	44	100%	154	145	72	71	99%	154	
	All program completers, 2012-13	27	26	96%	153	145	60	52	87%	151	
<b>PHYSICS CONTENT KNOWLEDGE (5265)</b>  Test Company: ETS Score Range: 100-200	All enrolled students who have completed all nonclinical courses, 2014-15	1				139	1				
	Other enrolled students, 2014-15										
	All program completers, 2014-15						1				
	All program completers, 2013-14	1				139	1				
	All program completers, 2012-13	1				139	1				
<b>PRAXIS I MATHEMATICS (DISCONTINUED) (0730)</b>  Test Company: ETS Score Range: 150-190	All enrolled students who have completed all nonclinical courses, 2014-15										
	Other enrolled students, 2014-15										
	All program completers, 2014-15										
	All program completers, 2013-14						2				
	All program completers, 2012-13						2				
<b>PRAXIS I READING (DISCONTINUED) (0710)</b>  Test Company: ETS Score Range: 150-190	All enrolled students who have completed all nonclinical courses, 2014-15										
	Other enrolled students, 2014-15										
	All program completers, 2014-15										
	All program completers, 2013-14						2				
	All program completers, 2012-13						2				




**Single Assessment Institution-Level Pass Rate Data: Traditional Teacher Preparation Program Within IHE**

		<b>HEOA - Title II 2014 - 2015 Academic Year</b>								
<b>Institution Name</b>	MISSISSIPPI STATE U MS									
<b>Institution Code</b>	1480									
<b>State</b>	Mississippi									
							February 26, 2016			
Assessment Information <sup>1</sup>	Group	Number Taking Assessment	Number Passing Assessment	Institutional Pass Rate	Institutional Average Scaled Score	Assessment Cut Score <sup>2</sup>	Statewide			
							Number Taking Assessment	Number Passing Assessment	Statewide Pass Rate	Statewide Average Scaled Score
<b>PRAXIS I WRITING (DISCONTINUED) (0720)</b>  Test Company: ETS Score Range: 150-190	All enrolled students who have completed all nonclinical courses, 2014-15									
	Other enrolled students, 2014-15									
	All program completers, 2014-15									
	All program completers, 2013-14						2			
	All program completers, 2012-13						2			
<b>PRINC LEARNING AND TEACHING 5-9 (5623)</b>  Test Company: ETS Score Range: 100-200	All enrolled students who have completed all nonclinical courses, 2014-15									
	Other enrolled students, 2014-15						1			
	All program completers, 2014-15						6			
	All program completers, 2013-14	2				160	13	12	92%	171
	All program completers, 2012-13						5			
<b>PRINC LEARNING AND TEACHING 7-12 (DISCONTINUED) (0524)</b>  Test Company: ETS Score Range: 100-200	All enrolled students who have completed all nonclinical courses, 2014-15						1			
	Other enrolled students, 2014-15						4			
	All program completers, 2014-15									
	All program completers, 2013-14	1				152	3			
	All program completers, 2012-13						9			
<b>PRINC LEARNING AND TEACHING 7-12 (5624)</b>  Test Company: ETS Score Range: 100-200	All enrolled students who have completed all nonclinical courses, 2014-15	27	22	81%	170	157	64	57	89%	171
	Other enrolled students, 2014-15	10	10	100%	170	157	67	55	82%	166
	All program completers, 2014-15	83	82	99%	170	157	287	283	99%	171
	All program completers, 2013-14	116	113	97%	169	157	383	369	96%	169
	All program completers, 2012-13	109	106	97%	170	157	349	342	98%	169

**Single Assessment Institution-Level Pass Rate Data: Traditional Teacher Preparation Program Within IHE**

		<b>HEOA - Title II 2014 - 2015 Academic Year</b>								
<b>Institution Name</b>	MISSISSIPPI STATE U MS									
<b>Institution Code</b>	1480									
<b>State</b>	Mississippi									
							February 26, 2016			
Assessment Information <sup>1</sup>	Group	Number Taking Assessment	Number Passing Assessment	Institutional Pass Rate	Institutional Average Scaled Score	Assessment Cut Score <sup>2</sup>	Statewide			
							Number Taking Assessment	Number Passing Assessment	Statewide Pass Rate	Statewide Average Scaled Score
<b>PRINC LEARNING AND TEACHING EARLY CHILD (5621)</b>  Test Company: ETS Score Range: 100-200	All enrolled students who have completed all nonclinical courses, 2014-15									
	Other enrolled students, 2014-15						1			
	All program completers, 2014-15						1			
	All program completers, 2013-14						4			
	All program completers, 2012-13									
<b>PRINC LEARNING AND TEACHING K-6 (DISCONTINUED) (0522)</b>  Test Company: ETS Score Range: 100-200	All enrolled students who have completed all nonclinical courses, 2014-15									
	Other enrolled students, 2014-15						1			
	All program completers, 2014-15						1			
	All program completers, 2013-14						2			
	All program completers, 2012-13						16	16	100%	161
<b>PRINC LEARNING AND TEACHING K-6 (5622)</b>  Test Company: ETS Score Range: 100-200	All enrolled students who have completed all nonclinical courses, 2014-15	48	44	92%	172	160	140	132	94%	173
	Other enrolled students, 2014-15	12	11	92%	172	160	111	94	85%	168
	All program completers, 2014-15	165	163	99%	174	160	771	759	98%	173
	All program completers, 2013-14	191	190	99%	173	160	858	846	99%	172
	All program completers, 2012-13	194	193	99%	173	160	882	875	99%	172
<b>SE CORE KNOWLEDGE &amp; APPLICATIONS (5354)</b>  Test Company: ETS Score Range: 100-200	All enrolled students who have completed all nonclinical courses, 2014-15	10	10	100%	172	152	15	15	100%	171
	Other enrolled students, 2014-15	1				152	3			
	All program completers, 2014-15	25	25	100%	171	152	57	57	100%	169
	All program completers, 2013-14	17	16	94%	167	152	43	42	98%	167
	All program completers, 2012-13	20	20	100%	167	152	58	56	97%	169

**Single Assessment Institution-Level Pass Rate Data: Traditional Teacher Preparation Program Within IHE**

		<b>HEOA - Title II 2014 - 2015 Academic Year</b>								
<b>Institution Name</b>		MISSISSIPPI STATE U MS								
<b>Institution Code</b>		1480								
<b>State</b>		Mississippi								
							February 26, 2016			
Assessment Information <sup>1</sup>	Group	Number Taking Assessment	Number Passing Assessment	Institutional Pass Rate	Institutional Average Scaled Score	Assessment Cut Score <sup>2</sup>	Statewide			
							Number Taking Assessment	Number Passing Assessment	Statewide Pass Rate	Statewide Average Scaled Score
<b>SOCIAL STUDIES CONTENT KNOWLEDGE (0081)</b>  Test Company: ETS Score Range: 100-200	All enrolled students who have completed all nonclinical courses, 2014-15	2				150	12	10	83%	161
	Other enrolled students, 2014-15	3				150	16	11	69%	156
	All program completers, 2014-15	17	17	100%	162	150	65	65	100%	164
	All program completers, 2013-14	21	20	95%	159	150	83	80	96%	162
	All program completers, 2012-13	30	29	97%	162	150	96	88	92%	161
<b>SPANISH WORLD LANGUAGE (5195)</b>  Test Company: ETS Score Range: 100-200	All enrolled students who have completed all nonclinical courses, 2014-15						1			
	Other enrolled students, 2014-15									
	All program completers, 2014-15	2				160	5			
	All program completers, 2013-14	2				160	4			
	All program completers, 2012-13	2				160	8			
<b>SPEECH COMMUNICATION: CK (5221)</b>  Test Company: ETS Score Range: 100-200	All enrolled students who have completed all nonclinical courses, 2014-15									
	Other enrolled students, 2014-15									
	All program completers, 2014-15	1				143	1			
	All program completers, 2013-14	1				143	1			
	All program completers, 2012-13									

Note: In cases where there are less than ten students taking the assessment or license/certificate, the number passing and pass rate are not reported.

<sup>1</sup>Tests with multiple delivery options (computer, paper, etc.) will be noted with the assessment code for one format only.

<sup>2</sup>Cut scores may vary for groups depending upon when the cut scores are established by the state and when each group completed their teacher certification or licensure assessment.