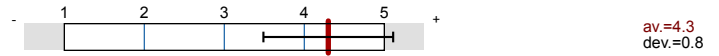


MISSISSIPPI STATE UNIVERSITY
2015-2016GR-Starkville-Community College Educ Major-Graduate Exit Survey Results
 No. of responses = 10

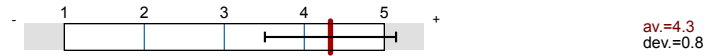
Overall indicators

Global Index

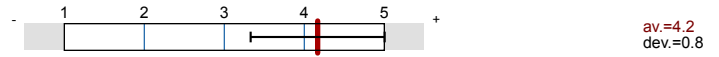
3. Quality of Intellectual Environment/Experience



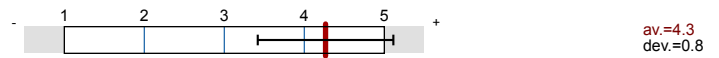
4. Quality of Instruction (Including Resources)



5. Quality of Academic Resources and Services



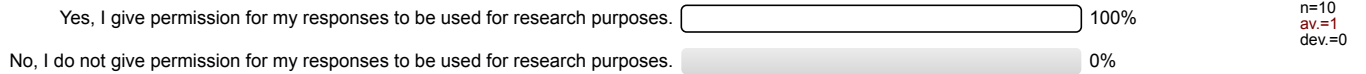
6. Quality of Student Life Services




Survey Results

1. Demographics


1.1) Please consider whether you agree to the use of your information as described and indicate your choice below.



1.3) Term Applied For Admission




1.4) Confidentiality Indicator



1.6) Gender

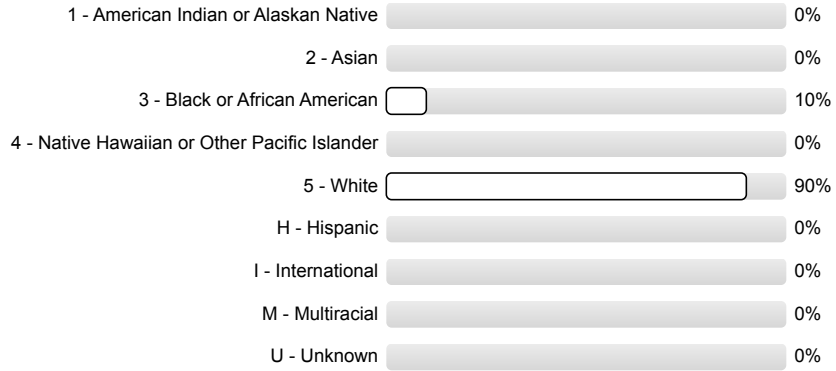


1.7) Citizenship




n=10
av.=1
dev.=0

1.8) Ethnicity




n=10
av.=4.8
dev.=0.6

1.9) Term Graduating



n=10

1.10) Campus of Degree



n=10
av.=3
dev.=2.1

1.11) College	6 - Education <input type="text" value="100"/>	100%	n=10 av.=6 dev.=0
<hr style="border-top: 1px dashed #000;"/>			
1.12) Degree	MAT - 2Master <input type="text" value="100"/>	100%	n=10 av.=2 dev.=0
<hr style="border-top: 1px dashed #000;"/>			
1.13) Major	CED - Community College Educ <input type="text" value="100"/>	100%	n=4 av.=44 dev.=0

2. General Questions

2.1) Did you graduate in the degree area/discipline in which you initially enrolled?	Yes <input type="text" value="100"/>	100%	n=10 av.=1 dev.=0
	No <input type="text" value="0"/>	0%	


2.2) Have your career plans changed from what you intended when you first entered graduate school?	Yes <input type="text" value="30"/>	30%	n=10 av.=1.7 dev.=0.5
	No <input type="text" value="70"/>	70%	

2.3) What describes your immediate postgraduate plans?	Seeking employment <input type="text" value="50"/>	50%	n=10 av.=1.5 dev.=0.5
	Employed or accepted a position <input type="text" value="50"/>	50%	
	Seeking additional study <input type="text" value="0"/>	0%	
	Engaged in additional study/training <input type="text" value="0"/>	0%	
	Undecided <input type="text" value="0"/>	0%	

2.4) If you selected "Employed or accepted a position" above, please select type:	Education (PK-12) <input type="text" value="20"/>	20%	n=10 av.=4.1 dev.=2.6
	Education (University or College Faculty) <input type="text" value="20"/>	20%	
	Education (University or College Staff) <input type="text" value="10"/>	10%	
	Government <input type="text" value="0"/>	0%	
	Private Sector (Business/Industry) <input type="text" value="10"/>	10%	
	Other <input type="text" value="10"/>	10%	
	N/A <input type="text" value="30"/>	30%	

2.5) If you selected "Engaged in additional study/training" above, indicate the type of study:	Doctoral Study <input type="text" value="0"/>	0%	n=10 av.=5 dev.=0
	Postdoctoral Research Associate <input type="text" value="0"/>	0%	
	Traineeship <input type="text" value="0"/>	0%	
	Other Study, please specify: <input type="text" value="0"/>	0%	
	N/A <input type="text" value="100"/>	100%	


2.7) Where do you intend to live/work/study immediately after receiving your degree?

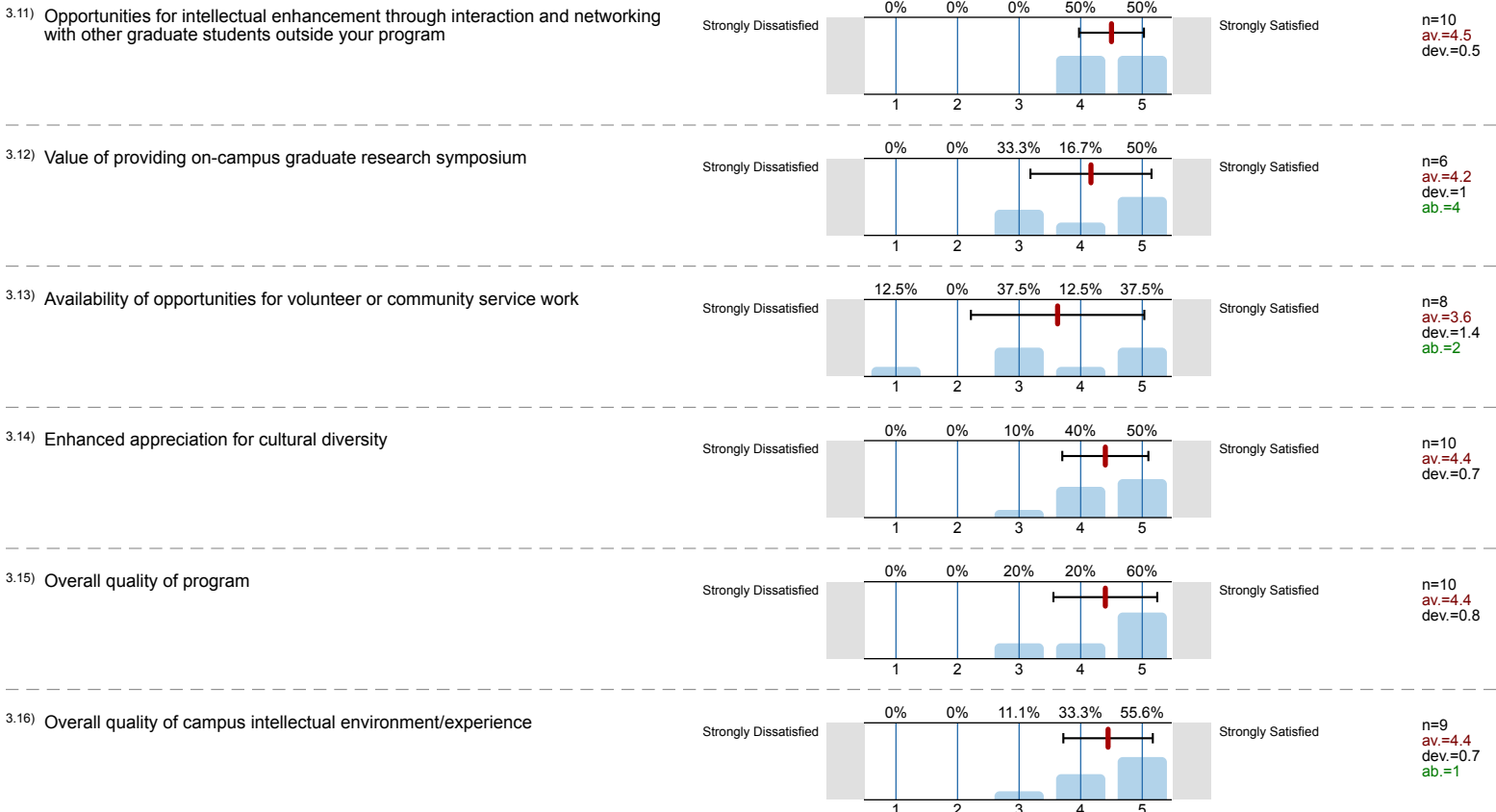


n=10
av.=2.1
dev.=0.3

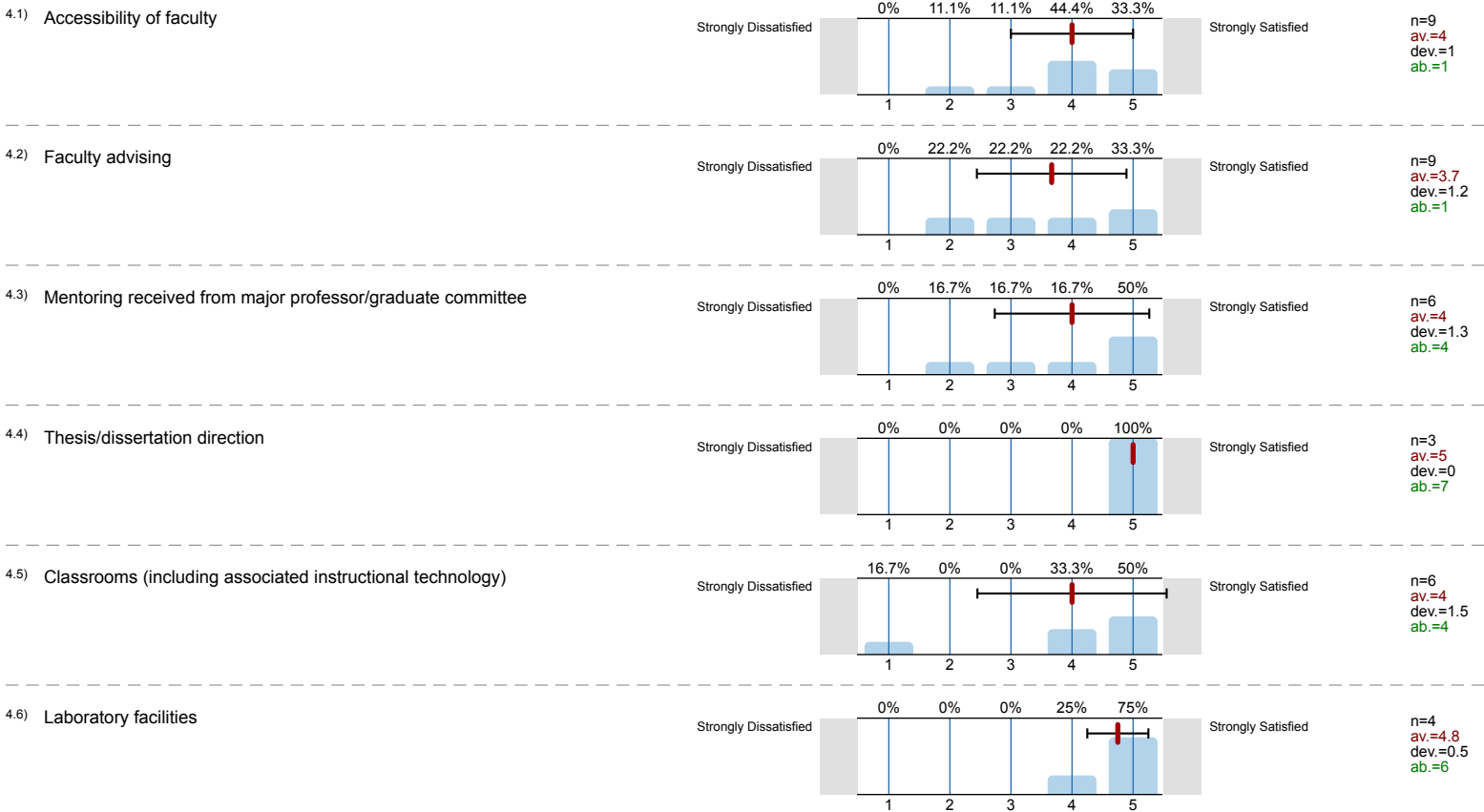
3. Quality of Intellectual Environment/Experience

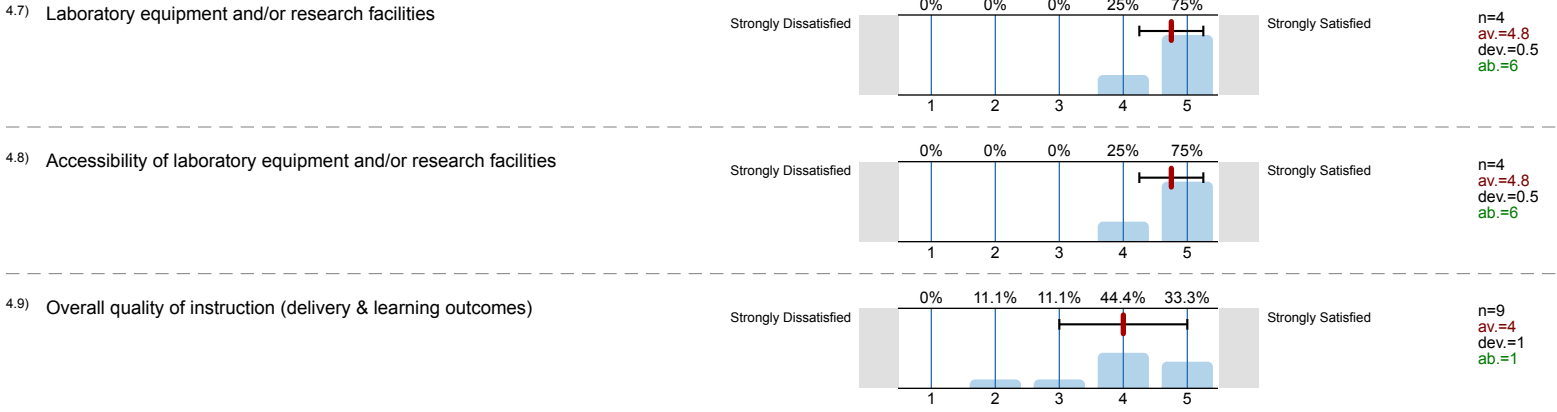
Please mark the response that best represents your level of satisfaction. If not applicable, mark NA (Not Applicable).





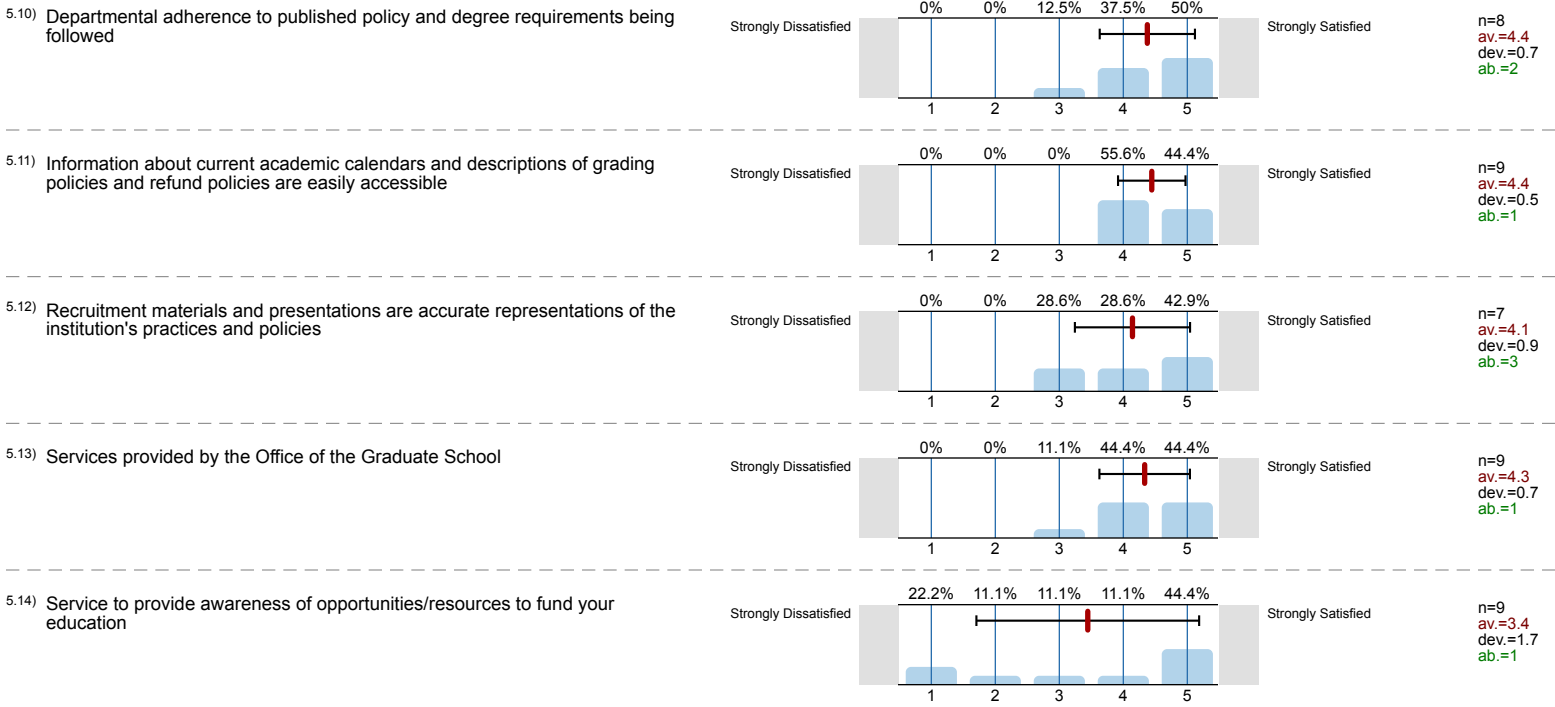
4. Quality of Instruction (Including Resources)






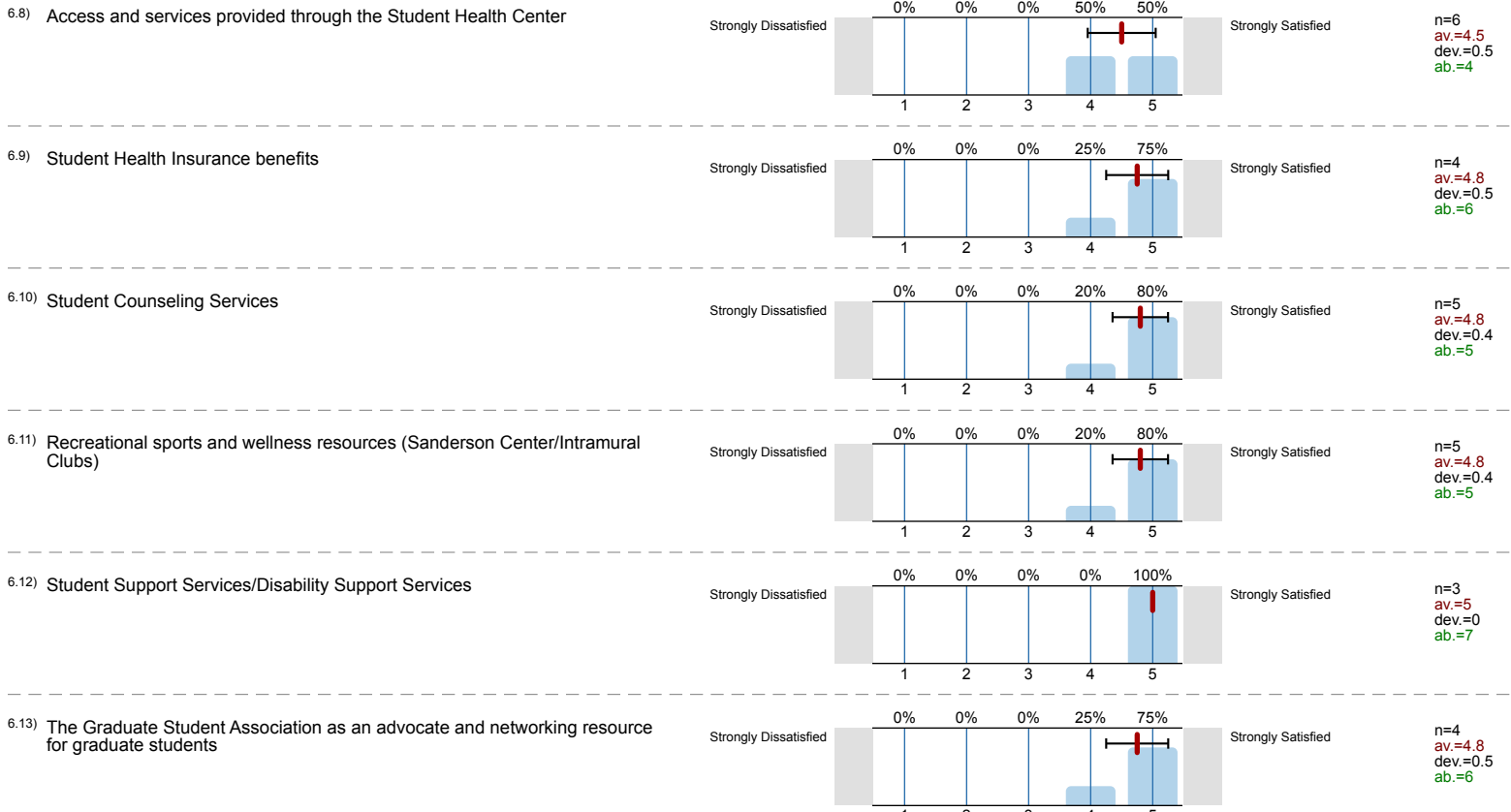
5. Quality of Academic Resources and Services



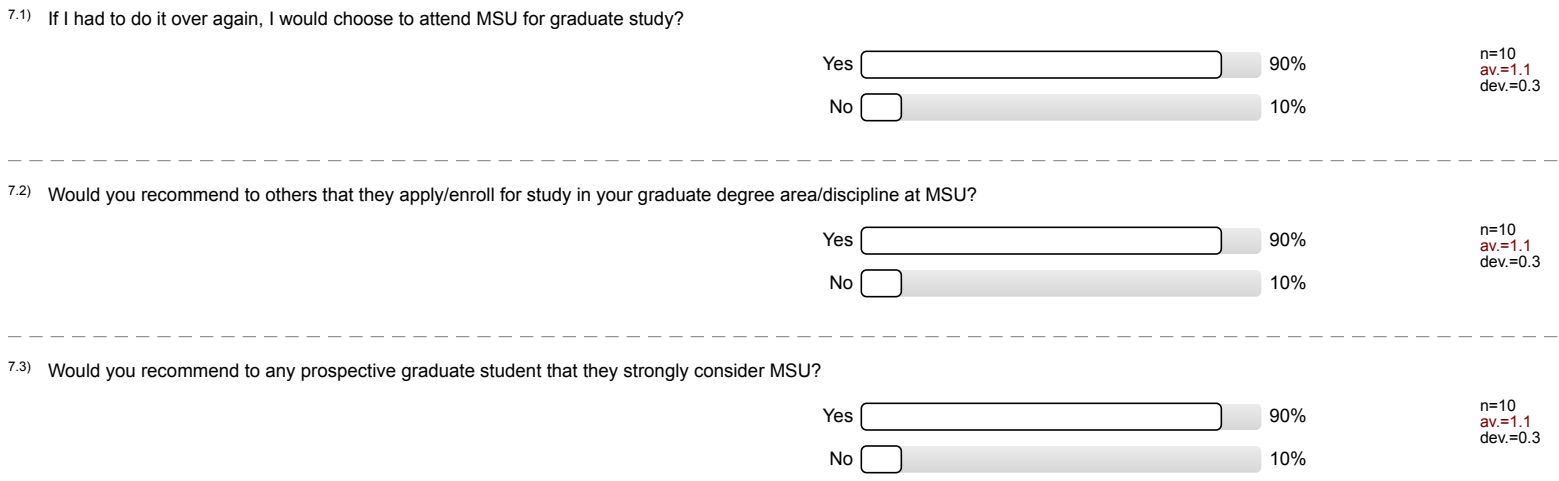


6. Quality of Student Life Services





7. Overall Experience and Recommendations



Dear Student:

The information requested about your future plans and experiences at Mississippi State University (MSU), along with your demographic information (such as race, gender, major, etc.) will be used as an assessment designed to improve graduate programs and services at MSU for future students. In addition to this information being used for internal purposes at MSU, there may also be opportunities to use it for research that is designed to improve programs at MSU and other institutions. If you agree to allow use of this information for research, your name and all other direct identifiers will be removed before the information is provided for analysis. While it is possible some respondents could be identified indirectly from this information through University records, the researchers have no intent to link answers back to any individual student. Please note your approval to allow your responses to be used for research is completely voluntary. The reported results of that research will not include your name or any other way to identify you. There are no anticipated risks associated with your participation. Refusal to allow this data to be provided for research purposes will have absolutely no impact on your standing at MSU or your application for graduation. If you have questions about the research, please contact the Office of Graduate School at 662-325-7400. If you have questions about your rights as a research participant, you may contact the MSU Institutional Review Board (IRB) at 662-325-3994. You may print this page for your records.