



# 2015-2016-Starkville-Technology Teacher Educ Major-Undergraduate Exit Survey Results

No. of responses = 3

## Overall indicators

### Global Index

Instruction and Life-Skills Obtained at MSU (Scale width: 5)



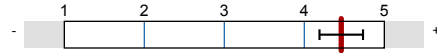
av.=4.6  
dev.=0.4

Quality of Academic Advising Obtained at MSU (Scale width: 5)



av.=4.8  
dev.=0.1

Quality of Student Services Obtained at MSU (Scale width: 5)



av.=4.5  
dev.=0.3

Quality of the Undergraduate Experience at MSU (Scale width: 5)

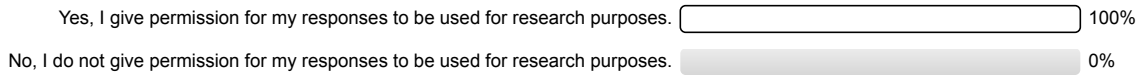


av.=4.6  
dev.=0.4

## Survey Results

### 1. Demographics

1.1) Please consider whether you agree to the use of your information as described and indicate your choice below.




n=3  
av.=1  
dev.=0

1.3) Original Application Decision Code



n=3  
av.=1.7  
dev.=0.6

1.4) Freshman - Transfer - Other



n=3  
av.=2  
dev.=0

1.5) Confidentiality Indicator



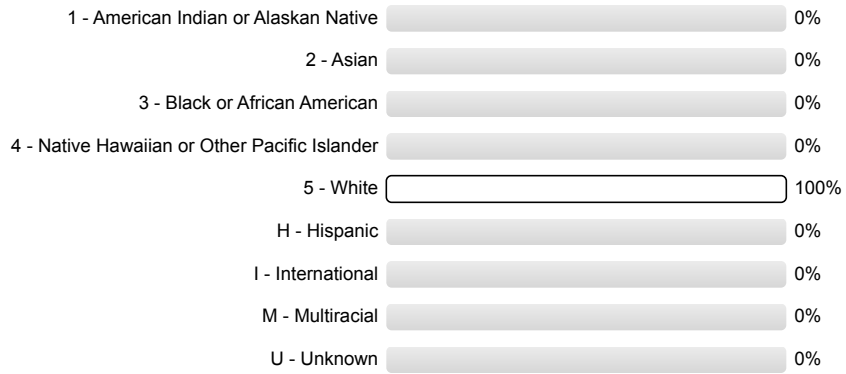
n=2  
av.=2  
dev.=0

1.6) Gender




n=3  
av.=1  
dev.=0

1.7) Ethnicity




n=3  
av.=5  
dev.=0

1.8) Marital Status



n=1  
av.=5  
dev.=0

1.9) Residency




n=3  
av.=1  
dev.=0

1.10) Composite ACT/SAT




n=3

1.11) Term Graduating



n=3

1.12) Campus of Degree

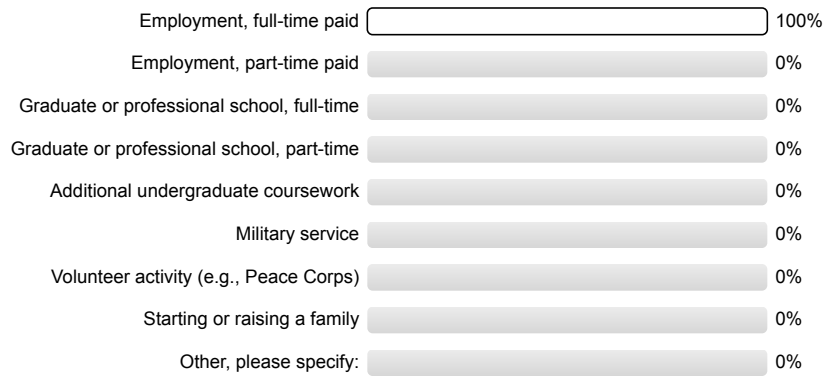


n=3  
av.=2.3  
dev.=2.3

1.13) College	6 - Education <input style="width: 200px;" type="text"/>	100%	n=3 av.=6 dev.=0
<hr style="border-top: 1px dashed #000;"/>			
1.14) Degree	BS - 1Bachelor <input style="width: 200px;" type="text"/>	100%	n=3 av.=1 dev.=0
<hr style="border-top: 1px dashed #000;"/>			
1.15) Department	670 - Instructional Systems & Workforce Development <input style="width: 200px;" type="text"/>	100%	n=3 av.=670 dev.=0
<hr style="border-top: 1px dashed #000;"/>			
1.16) Major	TTE - Technology Teacher Educ <input style="width: 200px;" type="text"/>	100%	n=3 av.=178 dev.=0
<hr style="border-top: 1px dashed #000;"/>			
1.17) First Concentration Area	BTEC - Business Technology <input style="width: 200px;" type="text"/>	100%	n=3 av.=43 dev.=0
<hr style="border-top: 1px dashed #000;"/>			
1.18) Number of Transfer Hours	70 <input style="width: 100px;" type="text"/>	66.7%	n=3
	93 <input style="width: 100px;" type="text"/>	33.3%	
<hr style="border-top: 1px dashed #000;"/>			
1.19) Transfer Grade Point Average			n=3 av.=3.3 dev.=0.1
<hr style="border-top: 1px dashed #000;"/>			
1.20) MSU Hours Earned	55 <input style="width: 100px;" type="text"/>	33.3%	n=3
	67 <input style="width: 100px;" type="text"/>	33.3%	
	76 <input style="width: 100px;" type="text"/>	33.3%	
<hr style="border-top: 1px dashed #000;"/>			
1.21) MSU Grade Point Average			n=3 av.=3.3 dev.=0.6
<hr style="border-top: 1px dashed #000;"/>			
1.22) Overall Hours Earned	137 <input style="width: 100px;" type="text"/>	33.3%	n=3
	146 <input style="width: 100px;" type="text"/>	33.3%	
	148 <input style="width: 100px;" type="text"/>	33.3%	
<hr style="border-top: 1px dashed #000;"/>			
1.23) Overall Grade Point Average			n=3 av.=3.3 dev.=0.3

**2. Future Plans**


2.1) What is MOST LIKELY to be your principal activity upon graduation?



n=3  
av.=1  
dev.=0

### 3. Instruction and Life-Skills Obtained at MSU

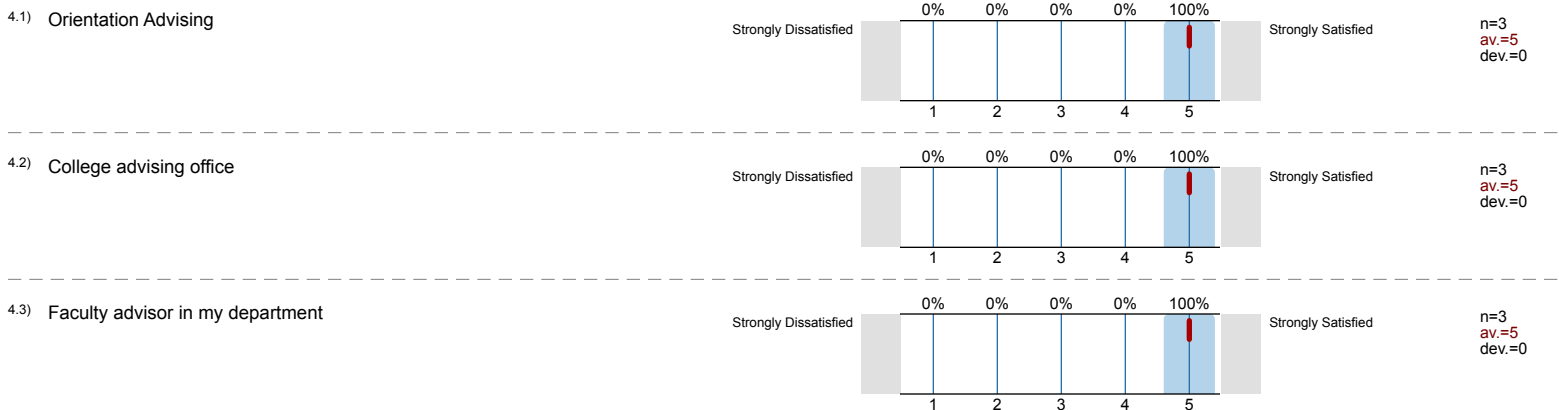
Please indicate how satisfied you are with what you have learned or attained at MSU for each item below:






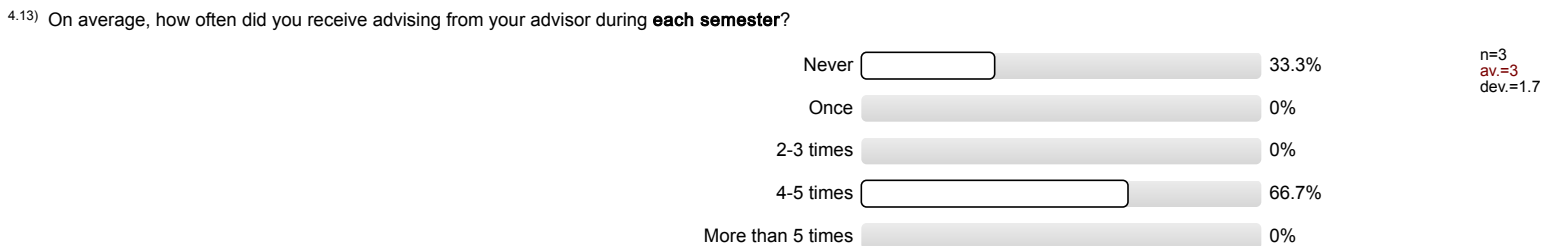
#### 4. Quality of Academic Advising Obtained at MSU

Please rate your satisfaction with each of these items. If you have no experience with any of these, check NA.





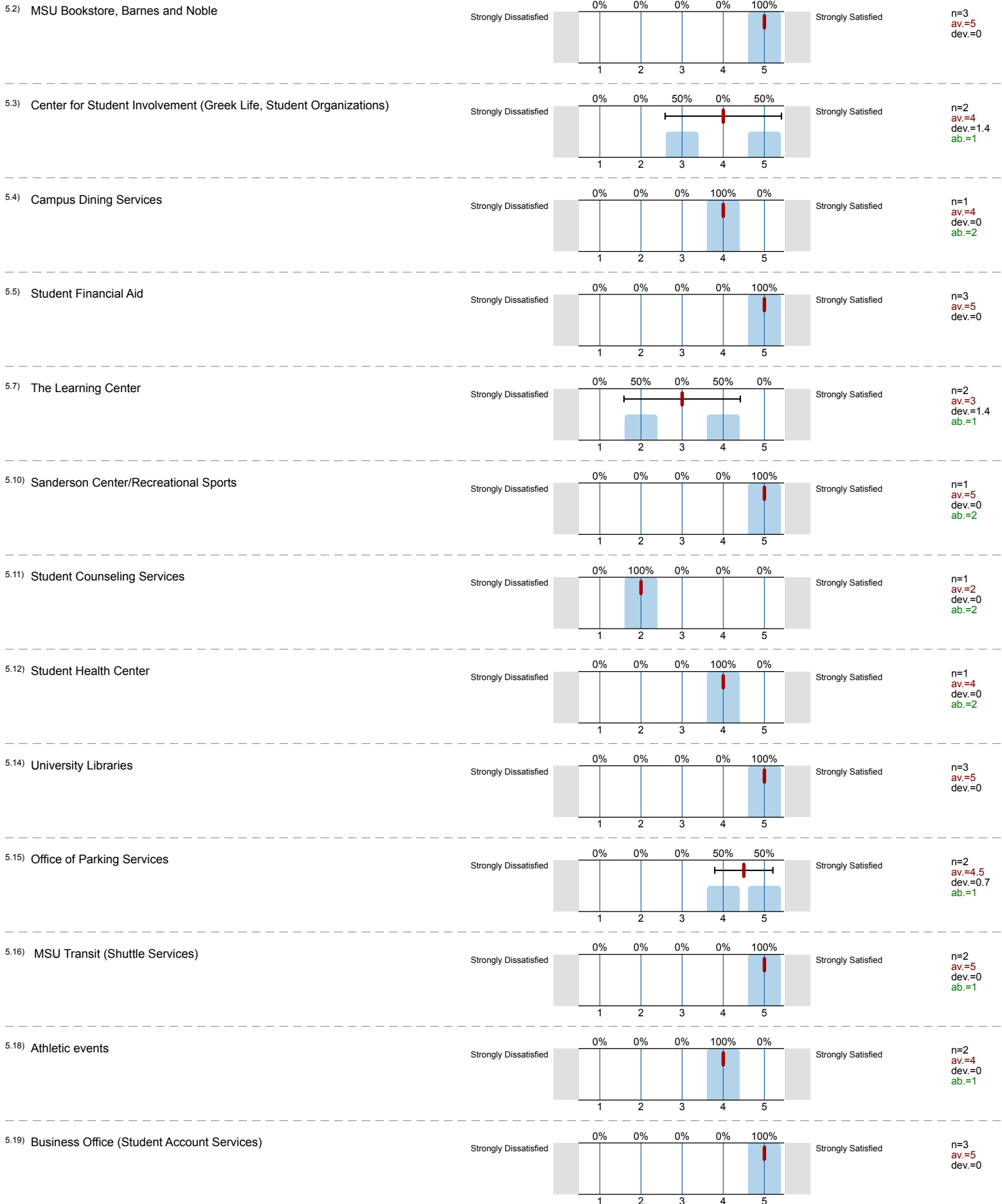
Please answer the following question concerning frequency of advising.



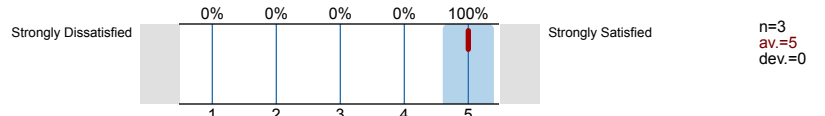
### 5. Quality of Student Services Obtained at MSU

Please rate your level of satisfaction with the following services on campus. If you have no experience with a particular unit, please select NA.

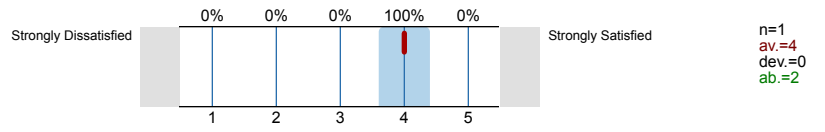




5.20) Career Center



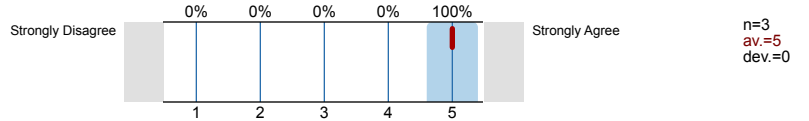
5.22) Writing Center



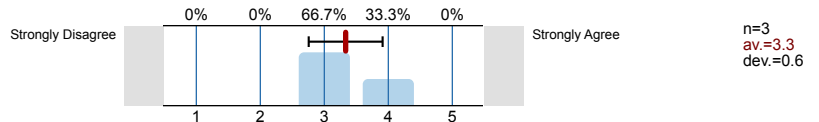
## 6. Quality of the Undergraduate Experience at MSU

Please rate your level of agreement with the following statements.

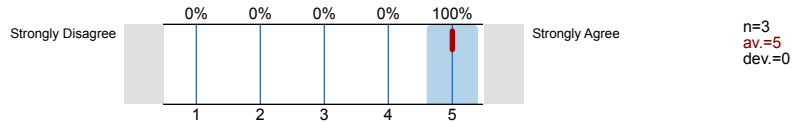
6.1) I received quality instruction from MSU faculty.



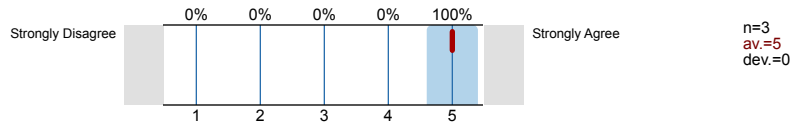
6.2) The Student Association represented my concerns.



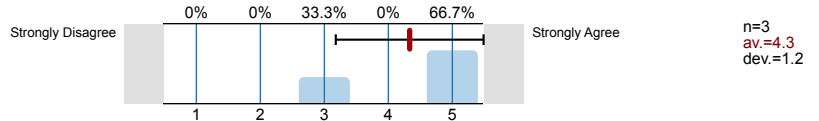
6.3) I was exposed to different cultures and backgrounds.



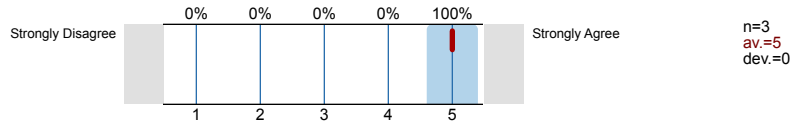
6.4) The faculty and administrators at MSU represent diverse ethnic and racial groups.



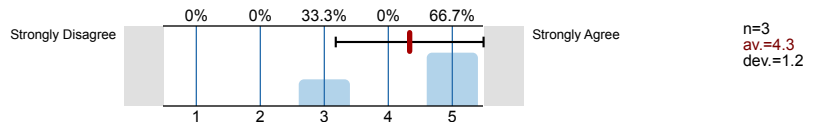
6.5) Opportunities for volunteer or community service work were available at MSU.



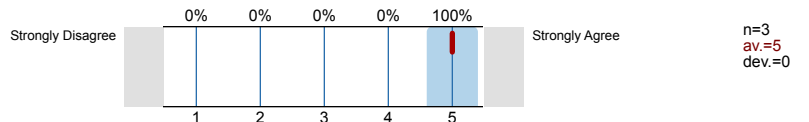
6.6) Computer labs and technology resources met my needs.



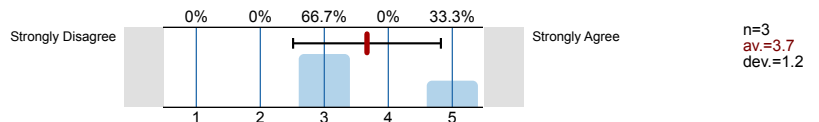
6.7) I felt safe on campus.



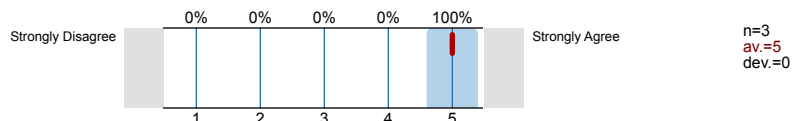
6.8) The general campus climate at MSU is welcoming to all.



6.9) My overall extracurricular experience at MSU was positive.

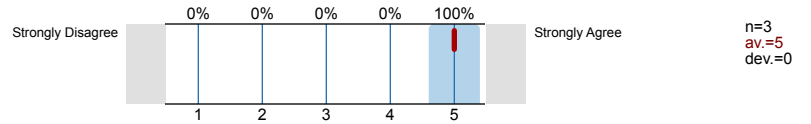


6.10) My overall academic experience within my degree at MSU was positive.





6.11) If I had to do it over again, I would attend MSU.



6.12) My education stressed the importance of writing.

