




2015-2016-Starkville-Industrial Technology Major-Undergraduate Exit Survey Results

No. of responses = 25

Overall indicators

Global Index

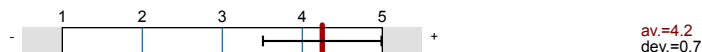
Instruction and Life-Skills Obtained at MSU (Scale width: 5)



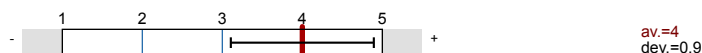
Quality of Academic Advising Obtained at MSU (Scale width: 5)



Quality of Student Services Obtained at MSU (Scale width: 5)



Quality of the Undergraduate Experience at MSU (Scale width: 5)



Survey Results

1. Demographics


1.1) Please consider whether you agree to the use of your information as described and indicate your choice below.




1.3) Original Application Decision Code



1.4) Freshman - Transfer - Other



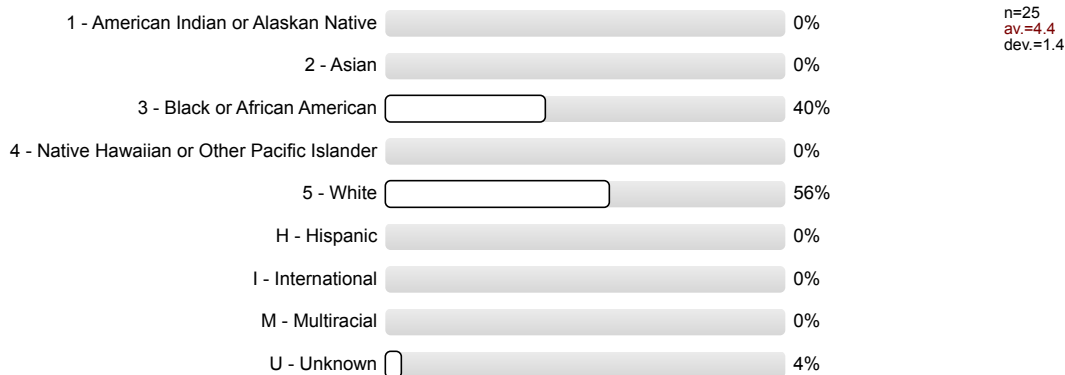
1.5) Confidentiality Indicator




1.6) Gender




1.7) Ethnicity



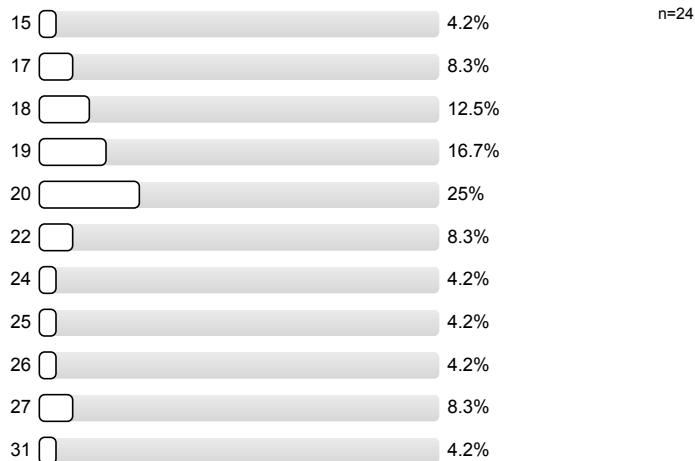
1.8) Marital Status



1.9) Residency



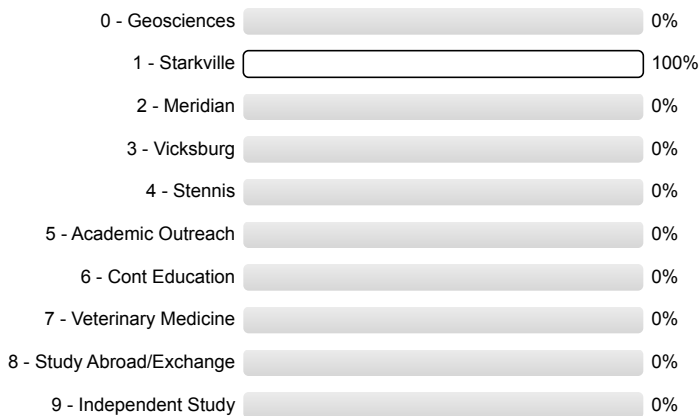
1.10) Composite ACT/SAT



1.11) Term Graduating




1.12) Campus of Degree




n=25
av.=1
dev.=0

1.13) College



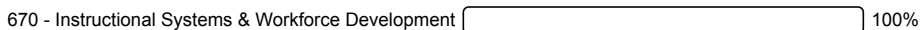
n=25
av.=6
dev.=0

1.14) Degree




n=23
av.=1
dev.=0

1.15) Department



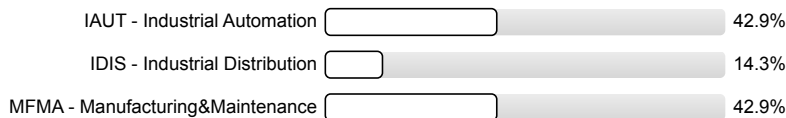
n=25
av.=670
dev.=0

1.16) Major



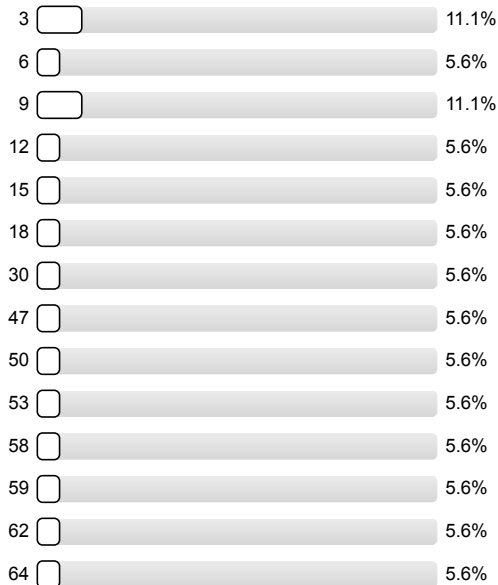
n=25
av.=111
dev.=0

1.17) First Concentration Area



n=14
av.=146.3
dev.=8.8

1.18) Number of Transfer Hours

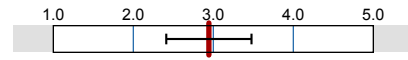


n=18

69 5.6%

80 5.6%

1.19) Transfer Grade Point Average




n=18
av.=2.9
dev.=0.5

1.20) MSU Hours Earned

- 55 4%
- 63 8%
- 72 4%
- 74 4%
- 87 8%
- 100 4%
- 103 4%
- 112 4%
- 113 4%
- 114 4%
- 115 4%
- 119 4%
- 121 8%
- 122 4%
- 123 4%
- 124 4%
- 127 4%
- 129 4%
- 130 4%
- 132 8%
- 142 4%

n=25

1.21) MSU Grade Point Average



n=25
av.=2.9
dev.=0.4


1.22) Overall Hours Earned

- 112 4%
- 113 4%
- 115 4%
- 117 4%
- 121 8%
- 122 8%
- 123 4%
- 127 8%
- 129 4%
- 130 4%
- 131 4%
- 132 4%
- 133 4%
- 135 4%

n=25



1.23) Overall Grade Point Average



n=25
av.=2.9
dev.=0.4

1.27) Veteran Student



n=7
av.=1
dev.=0


1.28) Student Athlete



n=2
av.=1
dev.=0

2. Future Plans

2.1) What is MOST LIKELY to be your principal activity upon graduation?

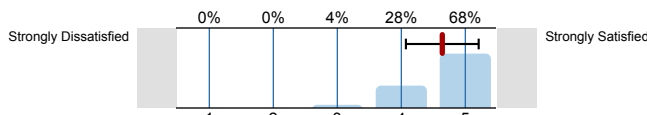


n=25
av.=2
dev.=2.4

3. Instruction and Life-Skills Obtained at MSU

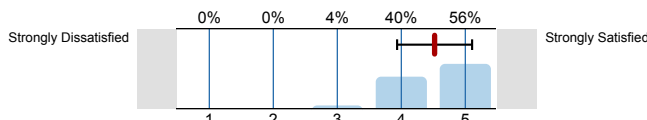
Please indicate how satisfied you are with what you have learned or attained at MSU for each item below:

3.1) Knowledge and application of latest technologies (e.g., computer skills)



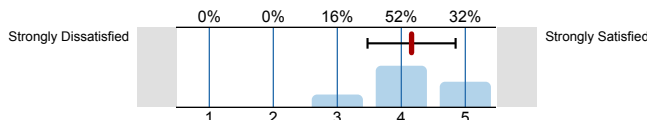
n=25
av.=4.6
dev.=0.6

3.2) Knowledge and application of mathematics, scientific methods, and related quantitative skills



n=25
av.=4.5
dev.=0.6

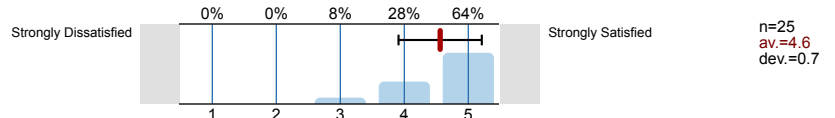
3.3) Understanding and appreciation of fine arts



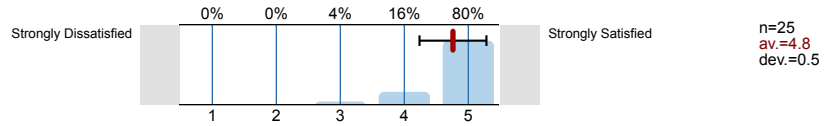
n=25
av.=4.2
dev.=0.7



3.17) Development of a commitment for life-long learning



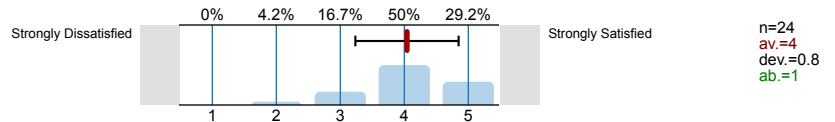
3.18) Enhancement of my development into a mature, informed, responsible citizen



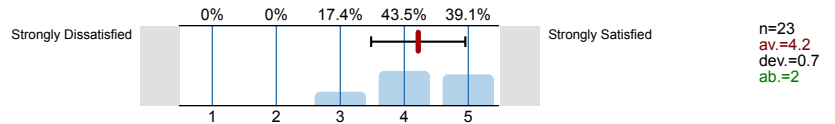
4. Quality of Academic Advising Obtained at MSU

Please rate your satisfaction with each of these items. If you have no experience with any of these, check NA.

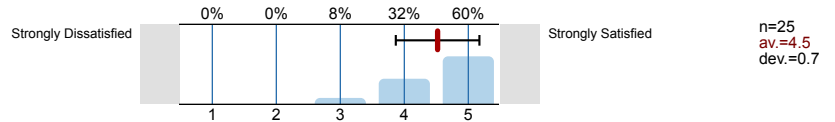
4.1) Orientation Advising



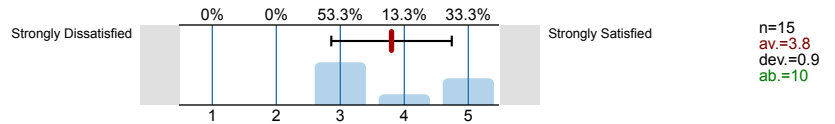
4.2) College advising office



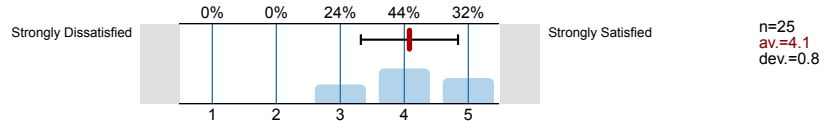
4.3) Faculty advisor in my department



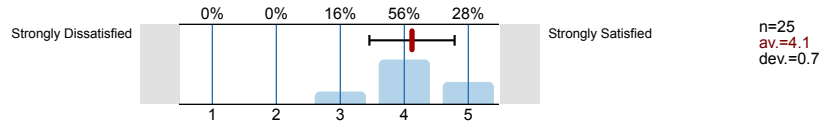
4.4) Academic athletic advisor



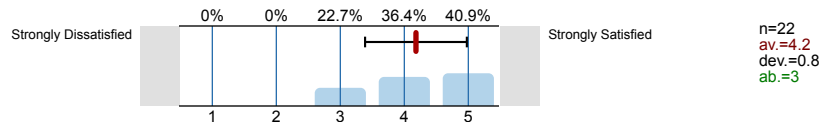
4.5) Web-based information



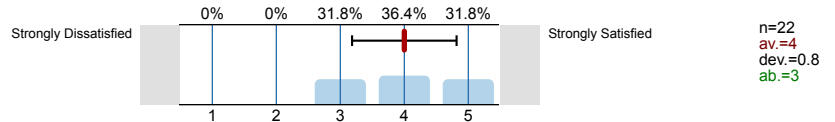
4.6) Catalogs/other printed materials



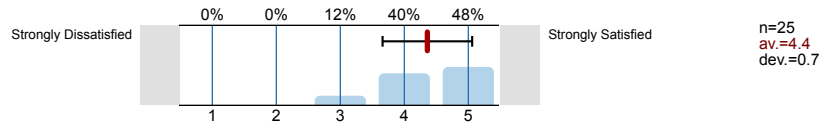
4.7) The University Academic Advising Center



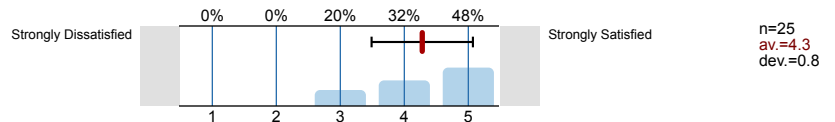
4.8) Electronic degree audits



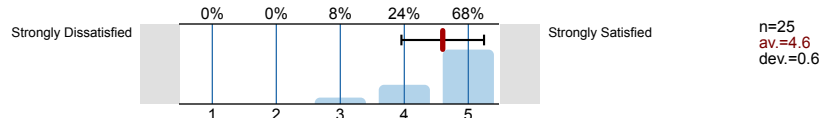
4.9) Correct information on program/degree requirements



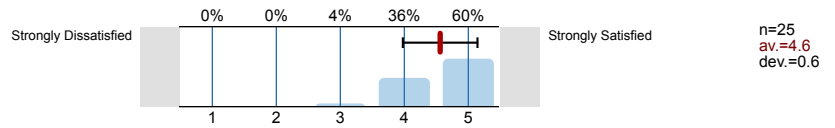
4.10) Information provided for future career plans



4.11) Availability of advisor (email, telephone, etc.) outside scheduled sessions




4.12) Overall academic advisement



Please answer the following question concerning frequency of advising.

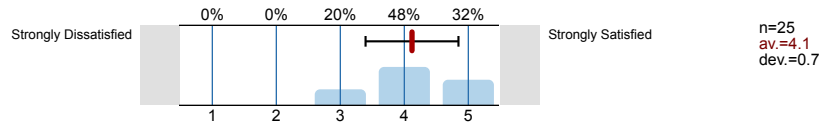
4.13) On average, how often did you receive advising from your advisor during each semester?



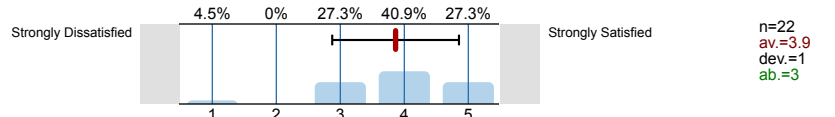
5. Quality of Student Services Obtained at MSU

Please rate your level of satisfaction with the following services on campus. If you have no experience with a particular unit, please select NA.

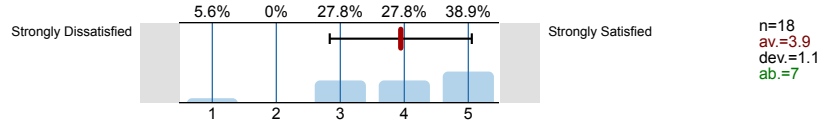
5.1) Office of Admissions and Scholarships



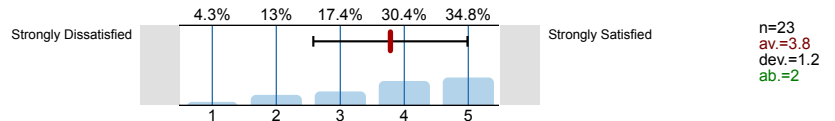
5.2) MSU Bookstore, Barnes and Noble



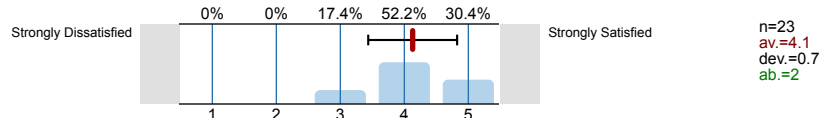
5.3) Center for Student Involvement (Greek Life, Student Organizations)



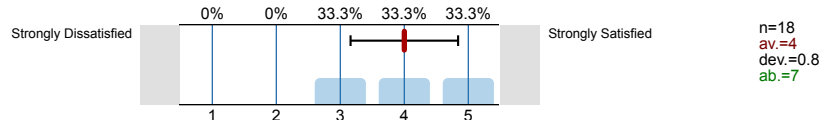
5.4) Campus Dining Services



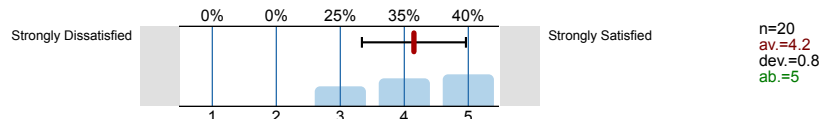
5.5) Student Financial Aid



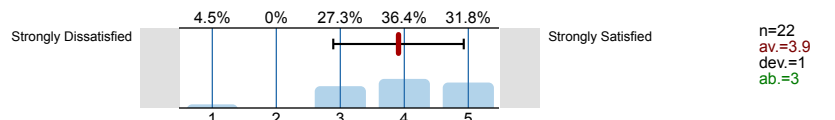
5.6) Holmes Cultural Diversity Center




5.7) The Learning Center

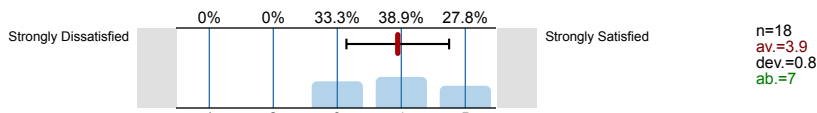


5.8) MSU Police Department





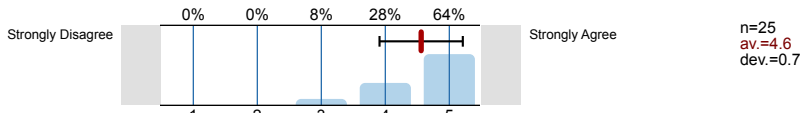
5.22) Writing Center



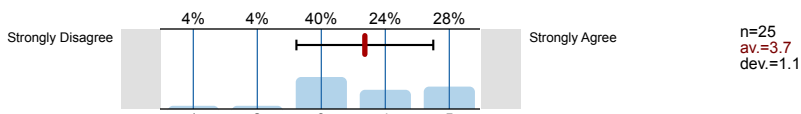
6. Quality of the Undergraduate Experience at MSU

Please rate your level of agreement with the following statements.

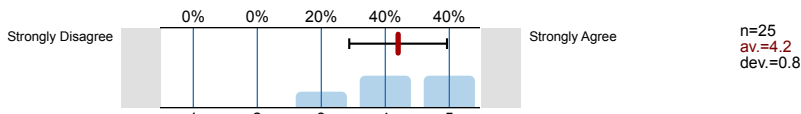
6.1) I received quality instruction from MSU faculty.



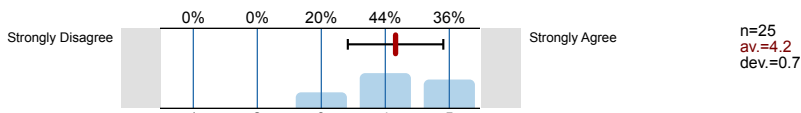
6.2) The Student Association represented my concerns.



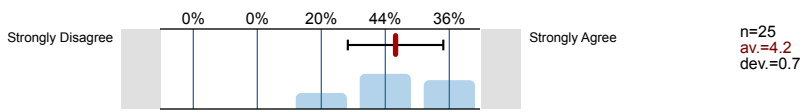
6.3) I was exposed to different cultures and backgrounds.



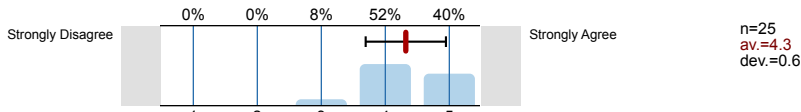
6.4) The faculty and administrators at MSU represent diverse ethnic and racial groups.



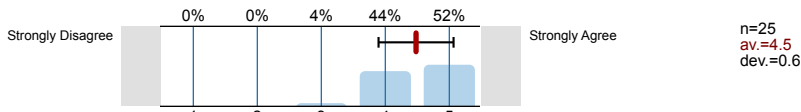
6.5) Opportunities for volunteer or community service work were available at MSU.



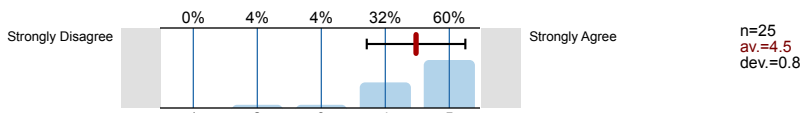
6.6) Computer labs and technology resources met my needs.



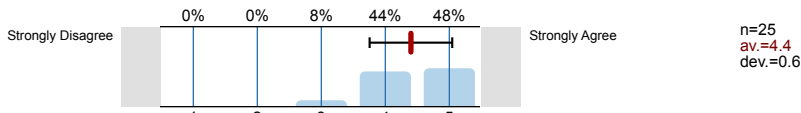
6.7) I felt safe on campus.



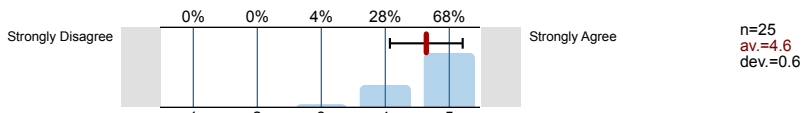
6.8) The general campus climate at MSU is welcoming to all.



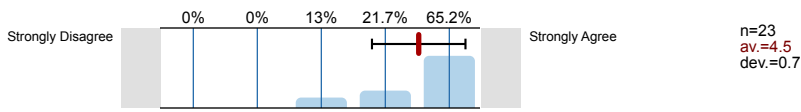
6.9) My overall extracurricular experience at MSU was positive.



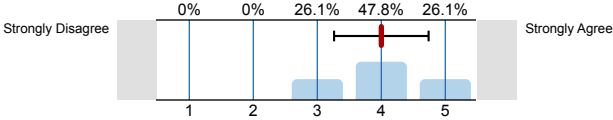
6.10) My overall academic experience within my degree at MSU was positive.



6.11) If I had to do it over again, I would attend MSU.



6.12) My education stressed the importance of writing.



n=23
av.=4
dev.=0.7